


STATE OF ARIZONA SCHOOL FACILITIES BOARD



2011 ANNUAL REPORT

Table of Contents

Contents	Page
Letter from Director	3
Students FIRST Summary	5
Board Members	7
Staff Directory	10
Introduction	12
Overview	
New School Facilities	13
ARRA Energy Grant Program	18
Building Renewal Grant Program	23
Emergency Deficiencies Corrections	26
5-Year Assessments	28
Preventative Maintenance Inspections	29
Statewide Water Intrusion Analysis	30
Building Renewal	31
Arizona School Design Primer	31
Exhibits	
I. New School Facilities Fund	32
II. ARRA Energy Grant Fund	35
III. Building Renewal Grant Fund	37
IV. Emergency Deficiencies Corrections Fund	40
V. Building Renewal Fund	41
VI. Deficiencies Corrections Fund	47



Governor of Arizona
Janice K. Brewer

ARIZONA SCHOOL FACILITIES BOARD

1700 W. Washington, Suite 230
Phoenix, Arizona 85007
602-542-6501, Fax: 602-542-6529



Executive Director
Dean T. Gray

December 15, 2011

The Honorable Jan Brewer
Governor of Arizona
1700 West Washington Street
Phoenix, Arizona 85007

Dear Governor Brewer,

On behalf of the School Facilities Board, I am pleased to transmit to you the School Facilities Board Annual Report for fiscal year 2011.

The report details the Board's actions during the course of this year. In FY 2011, we began construction on one elementary school and three high schools. One of the high schools (Sahuarita Unified's Walden Grove) opened this school year. Four additional schools were in design and will start construction early in FY 2012. The Board distributed \$3 million in Building Renewal Grant funding and \$110,562 in Emergency Deficiencies Corrections funding. The Board was also awarded \$25 million in American Recovery and Reinvestment Act grant funds to supplement district funds for energy efficiency projects, as well as funding solar energy systems in our smallest school districts. The Overview section of this report presents these and other FY 2011 achievements.

During the upcoming year, the School Facilities Board looks forward to continuing to improve school facilities. Despite the State's fiscal challenges, there are several steps we can take. Preventative maintenance, creative school design, staff training, and tight controls on electrical and gas consumption need to be addressed in these times of budget restrictions. The School Facilities Board is playing a larger role in training school personnel and communicating with local school district leadership to ensure that every capital dollar is used appropriately. With these and other steps, the Board will continue to ensure the academic space needs of Arizona students are met.

Sincerely,

Dean T. Gray

cc: President of the Senate
Speaker of the House of Representatives
Library, Archives, and Public Records
Superintendent of Public Instruction

The background of the cover features a close-up, slightly blurred image of several wooden blocks. One block in the foreground is green with a large white letter 'B'. Another block is yellow with a large white letter 'O'. A third block is red with a large white letter 'A'. The blocks are stacked and arranged in a way that suggests they are part of a larger structure, possibly a word or a number. The lighting is warm and soft, creating a gentle glow around the blocks.

2011 ANNUAL REPORT

ARIZONA SCHOOL FACILITIES BOARD

**1700 West Washington Street, Suite 230
Phoenix, AZ 85007
602-542-6501
www.azsfb.gov**



Students FIRST Summary

Students FIRST - In 1994, Arizona's system of school capital finance was declared unconstitutional because it failed to conform to the State constitution's "general and uniform" clause. That system relied on the secondary property tax, driven by the property wealth of a school district, and general obligation bonding. In 1996, the Arizona Superior Court imposed on the State a deadline to develop a constitutional system of school capital finance or risk closure of K-12 public schools. As a result, Governor Jane Dee Hull signed legislation that dramatically reformed the way K-12 schools are constructed in Arizona. This ended the four-year legal and legislative battle and established Arizona as the nation's school finance reform leader. This legislation/law is known as Students FIRST (Fair and Immediate Resources for Students Today).

School Facilities Board - Students FIRST is a capital finance program funded by appropriations from the State General Fund. The program is administered by the School Facilities Board (SFB), which consists of nine voting members appointed by the Governor; in addition, the Superintendent of Public Instruction serves as a non-voting member. The Board is charged with the administration of three capital funds: 1) New School Facilities, 2) Building Renewal, and 3) Emergency Deficiencies Corrections.

Students FIRST Summary continued

New School Facilities - Students FIRST established a new school facilities fund for the purpose of constructing new schools to meet the minimum adequacy guidelines. The criteria to determine district eligibility for new school facilities funding are based on an annual evaluation and approval of district enrollment projections and the additional square footage that will be needed to maintain adequacy standards in a district.

Building Renewal - Students FIRST established a building renewal fund for the purpose of maintaining the adequacy of existing school facilities. These monies can be used for major renovations and repairs of a building, for upgrades to building systems that will maintain or extend the useful life of a building, and for infrastructure costs. A building's square footage, age, and the student capacity are used in the building renewal calculation.

Emergency Deficiencies Corrections - The Emergency Deficiencies Corrections Program is an application-based funding program wherein school districts may apply to the SFB for funds to correct facility deficiencies that threaten the functioning of the school district, the preservation or protection of property or public health, welfare or safety. The cost of the correction must also exceed the current year budget.

Arizona School Facilities Board

Members



Dr. Frank Davidson, Chair

Dr. Frank Davidson is the Superintendent of Casa Grande Elementary School District, where he has been since 1997. He began his career in education serving as a volunteer in the United States Peace Corps and has been a teacher for kindergarten through high school, an elementary school principal, an Assistant Superintendent for Instruction, and Superintendent. He holds degrees from Southwestern College in Winfield, Kansas and the University of Arizona. Dr. Davidson is the past President of the Superintendents Division of the Arizona School Administrators Association. Term expires January 2012.



Thomas Rushin, Vice-Chair

Thomas D. Rushin is an Arizona native with 44 years of experience in the field of education. He has been a teacher, coach, principal, associate superintendent, and recently retired as Superintendent of Yuma Elementary School District. He has led school district planning committees and bond election campaigns, developed building programs, developed educational specifications, and worked with a variety of architectural firms through all phases of building design and construction. His passion for improving learning environments for students lead him to use his leadership skills and experience to plan schools that meet the needs of students in the twenty-first century. Term expires January 2014.



Gary Marks

Gary Marks is the Executive Director of the Prescott Valley Economic Development Foundation where he directs and oversees the economic development for commercial and industrial activities for Prescott Valley. Gary is also the current President of the Humboldt Unified School Board and serves on the Central Arizona Partnership Board. He is a REDI Director, serves on the Governor's Council on Workforce Policy and on NACOG's Economic Development Committee. He is a graduate of EDI and has been a Certified Economic Developer since 1992. Term expires January 2013.



Dr. Bill Johnson

Dr. Johnson received his Bachelor's degree in construction from the College of Engineering at Arizona State University in 1980 and has been a licensed architect in Arizona since 1996. He subsequently earned a master's degree and a doctoral degree in educational supervision and administration at ASU. His professional experience includes working as a Project Engineer and as a Project Manager on a variety of construction projects including heavy civil, industrial, and institutional facilities. He has also worked as a consultant in facility planning, land acquisition, design and construction, and construction claims resolution. Dr. Johnson currently serves as Associate Superintendent for Business Services in the Laveen Elementary School District. Term expires January 2013.

Arizona School Facilities Board

Members *continued*



Jennifer Stielow, Board Member

Jennifer Stielow is the Vice President of the Arizona Tax Research Association (ATRA), which is the only statewide taxpayer organization that represents taxpayers at the state and local levels. Since joining ATRA in 2000, Jennifer has covered countless taxation and spending issues for ATRA, specializing in county, municipal government, as well as education finance issues. Jennifer's experience in taxation prior to working at ATRA included more than 11 years of property assessment experience at the Maricopa County Assessor's office, the Yavapai County Assessor's office, and the Arizona Department of Revenue. She received her Bachelor of Science degree in Economics from Arizona State University. Jennifer currently serves on the Debt Oversight Commission and the Property Tax Appeals Study Committee. Taxpayer Representative. Term expires January 2014.



Eric Hafner, P.E.

Eric Hafner brings a dual passion to the SFB, both in designing educational facilities and the implementation of energy efficient solutions for new or existing facilities. As a Professional Electrical Engineer with DLR Group, his career experience is in the design and coordination of electrical power and low voltage systems in a variety of projects across multi-market sectors. Many of these solutions have resulted in measurable success, saving school districts hundreds of thousands of dollars both in operations and in receiving rebates as a result of his energy studies. Term expires January 2013.



Vern Crow

Vern Crow is the founding principal of Dominion Environmental. He specializes in industrial hygiene/indoor air quality remediation providing investigation, remediation specifications and oversight, and final clearance testing for local, national, and international companies. He also provides Phase I, II, and III environmental site assessments, hazardous waste management, and emergency response and environmental risk evaluation services. Mr. Crow is a practicing Industrial Hygienist; Certified Indoor Air Quality Professional; AHERA Certified Asbestos Building Inspector, Management Planner, Project Designer, and Contractor Supervisor; and Certified Hazardous Materials Manager. He received his Bachelor of Science degree from Arizona State University and is currently pursuing a Masters Degree. Term expires January 2014.



Stacey Morley, Advisory Non-Voting Board Member

Arizona Department of Education
Director of Policy Development & Government Relations
Stacey began her career in public service as a legislative intern for the Arizona Senate Education Committee in 1997 under the chairmanship of then-Senator John Huppenthal. She also worked in Constituent Services for the Legislature's Tucson office and was among the initial staff of the School Facilities Board after its establishment by the Students FIRST legislation. Stacey earned a Bachelor of Arts in History from the University of Arizona and received her Juris Doctor and Master's in Public Administration and Policy from Cleveland State University. After graduate

Arizona School Facilities Board

Members continued

school she worked for the City of Cleveland administering the Fair Housing Division before returning to Arizona to join Governor Napolitano's Office of Strategic Planning and Budgeting in 2005 overseeing the Executive budget for education. Prior to joining Superintendent Huppenthal in his new role at the Department of Education, Stacey staffed the Senate Education, Accountability and Reform Committee. Stacey currently advises the Superintendent on policy issues; liaises with both state and federal elected officials, and represents the Superintendent on various Boards and Task Forces, including the State Board for Charter Schools and the School Facilities Board.

Vacant Board Positions

Teacher who currently provides classroom instruction
Demographer

School Facilities Board

Staff Directory

Dean T. Gray Executive Director	dgray@azsfb.gov	602-542-6143
Phil Williams Deputy Director-Finance	pwilliams@azsfb.gov	602-542-4457
Bob Austin ARRA Project Coordinator	baustin@azsfb.gov	602-290-1525
Gerry Breuer School Facilities Liaison Project Management Consultant	gbreuer@azsfb.gov	602-542-6139
Angela Cade Fiscal Services Manager	acade@azsfb.gov	602-364-0894
Kerry Campbell Public Information Officer	kcampbell@azsfb.gov	602-542-6504
Pat Cruse School Facilities Liaison	pcruse@azsfb.gov	602-364-1193
Dan Demland Architect School Facilities Liaison	ddemland@azsfb.gov	602-542-6567
Heather Gamby Compliance Coordinator	hgamby@azsfb.gov	602-364-4977
David Kennon School Assessment Specialist	dkennon@azsfb.gov	602-290-2623
Carissa Kephart Davis-Bacon Coordinator	ckephart@azsfb.gov	602-542-6163
Yujun Mei Demographer	yimei@azsfb.gov	602-542-6145
Ron Passarelli School Facilities Liaison Intergovernmental Liaison	rpassarelli@azsfb.gov	602-542-6667
John Penczar MIS Director	jpenczar@azsfb.gov	602-364-0283

School Facilities Board

Staff Directory *continued*

Amber Peterson School Finance Specialist	apeterson@azsfb.gov	602-542-6736
Estella Robinson Davis-Bacon Coordinator	erobinson@azsfb.gov	602-542-6144
Judy Shurley Administrative Assistant	jshurley@azsfb.gov	602-364-0539

Introduction

Arizona School Facilities Board

Annual Report Requirements

The Annual Report requirements are prescribed in A.R.S. §15-2002.

A.R.S. §15-2002

The school facilities board shall:

...

9. Submit an annual report by December 15 to the speaker of the house of representatives, the president of the senate, the superintendent of public instruction, the director of the Arizona state library, archives and public records and the governor that includes the following information:

(a) A detailed description of the amount of monies distributed by the school facilities board in the previous fiscal year.

(b) A list of each capital project that received monies from the school facilities board during the previous fiscal year, a brief description of each project that was funded and a summary of the board's reasons for the distribution of monies for the project.

(c) A summary of the findings and conclusions of the building maintenance inspections conducted pursuant to this article during the previous fiscal year.

(d) A summary of the findings of common design elements and characteristics of the highest performing schools and the lowest performing schools based on academic productivity** including the results of the parent quality rating survey.

** For the purposes of this paragraph, "academic productivity" means academic year advancement per calendar year as measured with student-level data using the statewide nationally standardized norm-referenced achievement test.

Overview

Arizona School Facilities Board

This report details the School Facilities Board's efforts in its legislatively assigned duties.

New School Facilities

The School Facilities Board awards new school facilities funding to school districts that do not have sufficient academic space to house their students. Sufficient space is determined by comparing district capacity to ADM projections.

ADM change is a function of a large number of factors. In order to make the most accurate projections, the SFB staff not only closely monitors changes in the broader social, economic and housing environment, but also collects data from a wide variety of sources including:

- Historical ADM data for each district;
- Demographic, social and economic profiles on each district from the U.S. Census and American Community Surveys;
- Residential housing completion data from Maricopa and Pinal Counties;
- Permitting data from other counties;
- Birth data for all of Arizona;
- Aerial maps and housing development data for the Phoenix metro area;
- Population, housing, and employment projections.

In most cases, since these data are not provided at the district level, the SFB uses GIS software to analyze the data on a school district level.

In addition, the SFB staff has calculated and published ADM yield factors (ADM per residential housing unit) for every school district in Arizona based on the 2000 and 2010 censuses. For each school district in Maricopa County, a time series of ADM yield factors between the years 2001 and 2009 have also been published. Altogether, they effectively show how the yield factor for the same district can change over time.

Also, available on the SFB website (www.azsfb.gov) are birth data for each district between 2001 and 2010. The SFB staff has built projection models that take advantage of available data and accommodate school districts at different stages of development.

The complete demographic review of the FY 2011 new school capital plan cycle is found on the SFB website:

[FY 2011 New Construction Report](#)

The SFB authorized four new school projects to start construction in FY 2011. Those projects are listed in Table 1 and are shown on pages 16 and 17 of this report.

In FY 2011, the SFB disbursed approximately \$19.4 million to school districts for new construction and land costs. See Exhibit I for a complete distribution list.

Overview continued

Table 1
New Schools Authorized in FY 2011

District	Project Number	Project Type	Grade Level	Square Footage	Campus Capacity	Award Date	Plan Review Date	Open in FY
Laveen Elementary	006	New School	K-8	92,400	1,155	4/6/06	6/29/11	2013
Sahuarita Unified	007	New School	9-12	127,864	1,195	1/5/06	11/3/10	2013
Sunnyside Unified	004	New School	9-12	59,625	634	1/10/08	6/29/11	2012
Vail Unified	015	New School	9-12	75,875	807	11/4/09	6/29/11	2013

New School Facilities continued

These expenditures include design, furniture, fixtures, equipment and all construction costs.

In the FY 2011 Capital Plan cycle, the SFB awarded two new construction projects with a total budget of \$7.8 million. One previously approved project was cancelled due to updated ADM projections based on changes in the housing market.

Approved projects and their current status are listed in Table 2.

New School Facilities Changes

In the 2011 legislative session, the Legislature passed no new changes to the New School Facilities Program.

The Legislature extended the moratorium that was implemented in FY 2009 on all new school construction activity. Similar to FY 2009 and FY 2010, the FY 2011 law authorized the SFB to approve new construction projects, subject to legislative appropriation.



Groundbreaking Ceremony
Rogers Ranch Elementary School
Laveen Elementary School District

Overview continued

Table 2
Current Status of New School Facilities Awards

District	Project Number	Status	Project Type	Award Date	Grade Level
Cave Creek Unified	070293000-9999-006N	Under Construction	New School	3/9/06	9-12
Fowler Elementary	070445000-9999-008N	On Hold	New School	11/2/06	K-5
Fowler Elementary	070445000-9999-011N	On Hold	New School	11/2/06	6-8
Gila County Regional	040149000-9999-001N	Delayed due to moratorium	New School	12/6/07	7-12
Gila County Regional	040149000-9999-002N	Delayed due to moratorium	New School	12/6/07	7-12
Laveen Elementary	070459000-9999-006N	Under Construction	New School	4/6/06	K-8
Liberty Elementary	070425000-9999-003N	Delayed due to moratorium	New School	1/6/05	K-8
Litchfield Elementary	070479000-9999-009N	On Hold	New School	11/2/06	K-5
Mobile Elementary	070386000-9999-002N	Delayed due to moratorium	New School	2/1/07	K-8
Riverside Elementary	070402000-9999-003N	On Hold	New School	3/3/05	K-8
Sahuarita Unified	100230000-9999-007N	Under Construction	New School	1/5/06	9-12
Santa Cruz County Accord	120199000-9999-001N	Delayed due to moratorium	New School	4/7/05	5-12
Sunnyside Unified	100212000-9999-004N	Under Construction	New School	1/10/08	9-12
Tanque Verde Unified	100213000-9999-001N	Under Construction	Additional Space	4/7/10	7-12
Thatcher Unified	050204000-9999-001N	Delayed due to moratorium	Additional Space	4/6/11	K-6
Vail Unified	100220000-9999-010N	In Design (1)	New School	1/10/08	6-8
Vail Unified	100220000-9999-012N	Delayed due to moratorium	New School	1/12/11	K-5
Vail Unified	100220000-9999-015N	Under Construction	New School	11/4/09	9-12
Yavapai Accommodation	130199000-9999-003N	In Design (1)	New School	3/1/07	7-12



Aerial View
Walden Grove High School
Sahuarita Unified School District

Overview continued

Schools Authorized to Start Construction in FY 2011



Laveen Elementary
Rogers Ranch Elementary School
Grades K-8
1,000 students
92,400 square feet



Sahuarita Unified
Walden Grove High School
Grades 9-12
971 students
127,864 square feet

Overview continued

Schools Authorized to Start Construction in FY 2011



Sunnyside Unified
Desert View High School and
Sunnyside High School Additions
Grades 9-12
477 students
59,625 square feet



Vail Unified
Andrada High School
Grades 9-12
607 students
75,875 square feet



ARRA Energy Grant Program

The Governor's Office through the Department of Commerce Energy Office (now known as the Governor's Office of Energy Policy) directed approximately \$25.2 million of the State Energy Block Grant awarded as part of the American Recovery and Reinvestment Act of 2009 (ARRA) funding for solar and energy efficiency projects for schools. The School Facilities Board has allocated approximately 30% of these funds for solar projects and 70% for energy efficiency projects.

The allocated funding for solar projects equates to approximately \$7.1 million. The solar energy grants were awarded to districts based on square footage, with priority given to the smallest school districts. The award included solar water heating or a solar photovoltaic system from 4 KWdc up to 30 KWdc. In FY 2011, the SFB awarded an additional 20 solar projects to the 29 awarded in FY 2010. See Table 3 for a list of districts awarded solar projects through FY 2011.

The remaining 70% of the grant funding has been allocated for energy efficiency projects. These funds were primarily used to replace and upgrade lighting, lighting controls, HVAC, and HVAC controls. The energy efficiency grants were awarded through a competitive application process and covered 30% of the total project cost, up to \$1 million per district. The school district is responsible for funding the balance of the project cost and may use performance contracting or any available local funds. The criteria for project selection were life-cycle payback, energy savings measured by unit reductions, energy savings measured by dollar reductions, and impact on the school utility budget. The SFB awarded 34 energy efficiency projects to 31 districts which are estimated to save \$5.3 million per year and have an average payback of 9.2 years. Table 4 contains information on the energy efficiency grant awards.



Solar Photovoltaic Installation
Dan Hinton Accommodation School
Graham County Special Services School District



Boiler Upgrade
Winslow High School
Winslow Unified School District

Table 3

ARRA Solar Energy Grant Awards through FY 2011

District	District Size (SF)	Electricity Usage KWH	Electricity Usage Cost	Estimated PV System Size (KWdc)	Estimated KWH production	Cost Savings	Board Approval
Aguila ESD	31,788	223,160	35,110	30	54,000	\$8,496	10/6/2010
Apache ESD	1,720	9,343	\$1,232	4	7,200	\$950	10/8/2009
Ash Creek ESD	21,432	63,498	\$9,525	25	45,000	\$6,750	5/12/2010
Beaver Creek ESD	51,491	333,891	\$59,163	30	54,000	\$9,568	12/1/2010
Blue ESD	1,600	11,160	\$1,450	5	9,000	\$1,169	10/8/2009
Bonita ESD	26,663	156,453	\$21,356	30	54,000	\$7,371	5/12/2010
Bouse ESD	13,327	190,589	\$24,586	30	54,000	\$6,966	10/8/2009
Bowie ESD	46,243	147,033	\$22,926	30	54,000	\$8,420	12/1/2010
Canon ESD	38,230	150,653	\$23,123	30	54,000	\$8,288	10/6/2010
Clarkdale-Jerome ESD	48,135	209,760	\$35,379	30	54,000	\$9,108	12/1/2010
Cochise ESD	25,613	126,717	\$19,720	30	54,000	\$8,404	10/6/2010
Coconino Accommodation	33,664	234,520	\$26,706	30	54,000	\$6,006	10/6/2010
Concho ESD	41,015	384,160	\$40,358	30	54,000	\$5,673	10/6/2010
Congress ESD	26,000	248,400	\$40,169	30	54,000	\$8,732	10/6/2010
Double Adobe ESD	16,164	80,500	\$14,938	10	18,000	\$3,340	4/7/2010
Elfrida ESD	29,737	123,263	\$18,366	30	54,000	\$8,046	5/12/2010
Graham Cty	16,480	108,770	\$15,556	30	54,000	\$7,723	10/8/2009
Hackberry ESD	19,916	117,644	\$22,823	30	54,000	\$10,476	11/4/2009
Hillside ESD	7,229	39,043	\$5,704	15	27,000	\$3,945	10/8/2009
Hyder ESD	52,656	450,497	\$73,279	30	54,000	\$5,673	10/6/2010
Kirkland ESD	10,452	98,058	\$16,051	30	54,000	\$8,839	11/4/2009
Maine Consolidated	29,567	120,918	\$17,896	30	54,000	\$7,992	10/6/2010
McNeal ESD	8,550	79,600	\$14,753	10	18,000	\$3,336	11/4/2009
Mobile ESD	22,880	134,514	\$21,271	30	54,000	\$8,539	5/12/2010
Mohawk Valley ESD	47,820	426,532	\$46,937	30	54,000	\$5,942	10/6/2010
Morristown ESD	33,637	258,581	\$37,911	30	54,000	\$7,917	10/6/2010
Naco ESD	36,034	250,446	\$40,355	30	54,000	\$8,701	10/6/2010
Navajo County	22,178	93,960	\$13,902	30	54,000	\$7,990	10/8/2009
Owens-Whitney ESD	7,453	83,635	\$11,954	30	54,000	\$7,718	10/8/2009
Paloma ESD	15,280	197,724	\$28,989	30	54,000	\$7,917	10/8/2009
Patagonia ESD	12,483	71,374	\$12,953	30	12,600	\$2,287	1/20/2010
Pearce ESD	31,322	142,757	\$22,127	30	54,000	\$8,370	10/6/2010
Picacho ESD	24,913	291,386	\$34,535	30	54,000	\$6,400	10/6/2010
Pomerene ESD	28,867	50,679	\$8,216	20	36,000	\$5,836	10/6/2010
Salome ESD	36,012	186,378	\$33,457	30	54,000	\$9,694	5/12/2010
San Fernando ESD	7,630	55,760	\$8,606	25	45,000	\$6,945	10/8/2009

Overview continued

Table 3 continued

ARRA Solar Energy Grant Awards through FY 2011

District	District Size (SF)	Electricity Usage KWH	Electricity Usage Cost	Estimated PV System Size (KWdc)	Estimated KWH production	Cost Savings	Board Approval
San Simon USD	45,061	271,886	\$42,534	30	54,000	\$8,448	12/1/2010
Santa Cruz ESD	22,461	179,370	\$24,858	30	54,000	\$7,484	10/6/2010
Sentinel ESD	21,004	171,840	\$22,665	30	54,000	\$7,122	10/8/2009
Skull Valley ESD	8,550	85,090	\$12,711	30	54,000	\$8,066	10/8/2009
Sonoita ESD	31,797	84,620	\$15,232	30	54,000	\$9,720	5/12/2010
Tonto Basin ESD	15,932	142,000	\$21,408	30	54,000	\$8,141	10/8/2009
Topock ESD	26,211	218,420	\$28,395	30	54,000	\$7,020	5/12/2010
Valentine ESD	14,460	84,000	\$14,000	30	54,000	\$9,000	11/4/2009
Vernon ESD	27,218	137,331	\$12,380	30	54,000	\$4,868	10/8/2009
Yarnell ESD	20,499	101,040	\$15,526	30	54,000	\$8,298	11/4/2009
Yavapai Accomm.	3,125	55,680	\$9,654	25	27,000	\$4,681	4/7/2010
Young ESD	43,872	197,414	\$30,730	30	54,000	\$8,406	10/6/2010
Yucca ESD	7,616	80,013	\$11,161	30	54,000	\$7,532	10/8/2009



Solar Photovoltaic Installation
Congress Elementary School
Congress Elementary School District

Overview continued

Table 4
ARRA Energy Efficiency Grant Awards through FY 20111

District Name	Project Scope	Total Project Cost	Grant Funding Awarded	IGA Savings	Board Approval
Balsz Elementary	Lighting upgrade, HVAC upgrade HVAC control	\$1,059,352	\$317,806	\$164,012	10/6/2010
Cave Creek Unified	Lighting Upgrade	\$328,309	\$98,493	\$24,520	6/29/2011
Chandler Unified	HVAC control	\$1,524,637	\$457,391	\$102,000	10/6/2010
Chinle Unified	Lighting upgrade, HVAC upgrade, HVAC control, Solar water heater, Energy recovery, Computer power management,	\$3,454,799*	\$1,000,000	\$309,317	6/23/2010
Chino Valley Unified	Lighting upgrade, HVAC upgrade	\$1,052,566	\$315,770	\$70,724	8/11/2010
Crane Elementary	Lighting upgrade, HVAC upgrade, HVAC control, Demand control ventilation, Computer power management	\$1,973,008	\$591,902	\$260,805	8/11/2010
Douglas Unified	Demand Control Ventilation	\$1,699,400	\$509,820	\$254,394	1/12/2011
Dysart Unified	control, HVAC upgrade, HVAC	\$1,434,515	\$430,355	\$156,844	10/6/2010
Fountain Hills Unified	Lighting upgrade, HVAC upgrade	\$678,367	\$203,510	\$56,713	6/23/2010
Ft Thomas Unified	Lighting upgrade	\$41,456	\$12,437	\$10,191	6/23/2010
Ganado Unified	Lighting upgrade, lighting control, HVAC upgrade, HVAC control, Economizer repair, solar heating	\$2,957,476	\$887,243	\$294,040	11/3/2010
Gilbert Unified	Lighting upgrade, Lighting control, HVAC upgrade HVAC control, Variable frequency drive	\$1,009,183	\$302,755	\$84,127	8/11/2010
Higley Unified	Lighting upgrade, Lighting control, HVAC upgrade, Demand control ventilation, Economizer	\$1,709,307	\$512,792	\$153,855	8/11/2010
Humboldt Unified	HVAC upgrade	\$200,825	\$60,248	\$34,138	11/3/2010
Isaac Elementary	Lighting upgrade, HVAC upgrade, HVAC control, Computer power management	\$3,411,757	\$1,000,000	\$330,717	8/11/2010
Marana Unified	Lighting upgrade, Lighting control, HVAC upgrade, HVAC control, Demand control ventilation, Motor/Pump Replacement, Water heater replacement, Boiler replacement, Plate & Frame Exchanger, Variable Frequency Drive	\$2,267,033	\$680,110	\$147,050	8/11/2010
Marana Unified	HVAC Upgrade & Control, Lighting Upgrade	\$1,460,034	\$319,890	\$114,474	12/1/2010
Mesa Unified	HVAC Control	\$389,422	\$116,827	\$73,909	8/11/2010
Mohave Valley Elementary	HVAC Upgrade & Control, Lighting Upgrade & Control, Demand	\$871,409	\$261,423	\$96,280	2/2/2011

Table 4-continued
ARRA Energy Efficiency Grant Awards through FY 2011

District Name	Project Scope	Total Project Cost	Grant Funding Awarded	IGA Savings	Board Approval
Page Unified	HVAC Upgrade & Control, Lighting Upgrade & Control	\$808,707	\$220,200	\$97,828	4/6/2011
Paradise Valley Unified	HVAC Upgrade & Control, Lighting Upgrade, Boiler Replacement	\$3,091,304	\$877,525	\$351,112	4/6/2011
Pinon Unified	Lighting upgrade, Lighting control, HVAC control, Solar water heater, Energy recovery, Roof Insulation	\$1,697,069	\$509,121	\$131,227	11/3/2010
Queen Creek Unified	Lighting upgrade, HVAC upgrade, HVAC control, Demand control ventilation, Retro-commissioning	\$3,132,531	\$939,759	\$227,672	8/11/2010
Roosevelt Elementary	Lighting upgrade, Lighting control, HVAC upgrade HVAC control, Vending machine control	\$2,352,697	\$705,809	\$304,307	8/11/2010
Sierra Vista Unified	Lighting upgrade, HVAC upgrade HVAC control, Computer power management	\$1,368,517	\$410,555	\$223,222	8/11/2010
Sunnyside Unified	HVAC upgrade & control, Lighting control	\$1,715,062	\$514,519	\$126,276	5/4/2011
Sunnyside Unified	HVAC control, Lighting upgrade & control, solar hot water	\$1,352,920	\$405,876	\$105,270	6/29/2011
Vail Unified	Lighting upgrade, HVAC upgrade	\$313,340	\$94,002	\$46,192	11/3/2010
Wickenburg Unified	HVAC Upgrade & Control, Lighting Upgrade, Demand Control Ventilation, Boiler Replacement	\$1,067,486	\$320,246	\$97,297	4/6/2011
Willcox Unified	HVAC Upgrade, Lighting Upgrade & Control	\$2,044,674	\$613,402	\$100,400	6/29/2011
Winslow Unified	Lighting upgrade, Lighting control, HVAC control, Energy Recovery, Boiler replacement, Solar Hot Water, Roof insulation	\$1,403,087	\$420,926	\$108,452	5/4/2011
		\$44,415,450	\$14,110,711	\$4,657,365	



Lighting Upgrade & Controls
Orangedale Elementary School
Balsz Elementary School District



Overview continued

Building Renewal Grant Program

In FY 2011, the Legislature appropriated \$2,667,900 to the Building Renewal Grant fund for the School Facilities Board to administer and distribute to districts for the purpose of maintaining the adequacy of existing school facilities.

School districts may request Building Renewal Grant funding for primary building renewal projects

which the Board will prioritize based on district routine preventative maintenance and the matching of monies provided by the fund. The SFB approved 56 Building Renewal Grant projects and increased the budget for three previously-approved projects. These approvals are listed in Table 8. See Exhibit III for a complete distribution list.



Water intrusion—Before

Paint to seal exterior walls of classrooms
Chino Valley High School
Chino Valley Unified School District



Sealed split-faced block—After

Overview continued

Table 8
FY 2011 Building Renewal Grant Awards

District	Project Description	Award
Agua Fria Union	Fire alarm	\$54,565 (1)
Antelope Union	Fire alarm	\$15,624
Apache Elementary	Kitchen/restroom	\$10,000
Ash Creek Elementary	Heat pump units	\$16,746 (1)
Ash Creek Elementary	Fence & gate installation	\$44,270
Bisbee Unified	Roof	\$151,284
Bouse Elementary	Arsenic filtering system	\$28,000
Canon Elementary	HVAC units	\$30,000
Chino Valley Unified	Gym roof	\$25,000
Chino Valley Unified	Paint exterior	\$42,000
Coolidge Unified	HVAC units	\$300,000
Dysart Unified	Roof	\$56,690
Ganado Unified	Fire hydrants	\$186,389
Gilbert Unified	Chiller replacement	\$165,000
Hillside Elementary	Support beam replacement	\$60,000
Holbrook Unified	Septic system	\$160,735
Humboldt Unified	Cooling tower repair	\$99,691
Kingman Unified	Roof structure	\$40,000
Laveen Elementary	Fire alarm	\$10,000
Mammoth-San Manuel Elementary	Boiler	\$50,500
Marana Unified	Evaporation pond	\$275,000
Mohave Valley Elementary	HVAC unit	\$12,100
Palominas Elementary	Septic system	\$653,200
Patagonia Union	Roof	\$10,000
Santa Cruz Valley Unified	Sky lights	\$104,000
Santa Cruz Valley Unified	Roof	\$80,000
Santa Cruz Valley Union	Canopy attachment	\$2,500 (1)
Santa Cruz Valley Union	Roof	\$165,000
Sierra Vista Unified	Fire alarm	\$65,000
Sierra Vista Unified	Heating/cooling system	\$15,000
Sierra Vista Unified	HVAC unit	\$12,000
Sierra Vista Unified	Roof	\$10,000
Sierra Vista Unified	Library roof	\$7,000
Sierra Vista Unified	Fire alarm	\$53,770
Sierra Vista Unified	Intercom system	\$45,000
Sierra Vista Unified	Intercom system	\$72,000
Sierra Vista Unified	Intercom system	\$45,000
St. David Unified	Roof	\$80,000
Sunnyside Unified	Chiller	\$100,000
Sunnyside Unified	Central plant	\$400,000
Sunnyside Unified	Cooling tower	\$150,000
Sunnyside Unified	Chiller	\$20,000
Sunnyside Unified	Roof	\$4,250
Sunnyside Unified	Cooling tower	\$15,000
Tanque Verde Unified	Roof	\$87,628
Tanque Verde Unified	Roof	\$314,000
Tanque Verde Unified	Intercom system	\$139,025
Tempe Union	Underground chilled waterline	\$50,000
Tempe Union	Chiller	\$118,919
Tempe Union	17 miscellaneous projects	\$646,250
Topock Elementary	A/C compressor	\$3,000
Topock Elementary	A/C unit	\$16,000
Topock Elementary	Heat package pump	\$20,000

Overview continued

Emergency Deficiencies Corrections

In FY 2011, the School Facilities Board approved eight Emergency Deficiencies Corrections projects, at a cost of approximately \$3.6 million. These approvals are listed in Table 9. See Exhibit IV for a complete distribution list.



Glulam beam support installation
Williams High School
Williams Unified School District



Overview continued

Table 9

FY 2011 Emergency Deficiencies Corrections Awards

District	Description	Award
Ajo Unified	Fire alarm	\$300,000
McNeal Elementary	Windows	\$42,000
Palo Verde Elementary	Domestic water tank	\$40,000
Bisbee Unified	Roof	\$8,558
Payson Unified	Roof	\$750,000
Williams Unified	Ceiling	\$523,905
Williams Unified	Roof	\$1,489,306
Wilson Elementary	Breezeway soffit repair	\$465,938
Total		\$3,619,707



Window Replacement
McNeal Elementary
McNeal Elementary School District



Overview continued

5-Year Assessments

A.R.S. §15-2002.A.3 requires the SFB to inspect school buildings once every five years to ensure the compliance with building adequacy standards as prescribed in A.R.S. §15-2001. These inspections are designed to verify the reported size of each school and to ensure that each school continues to meet all State school facility minimum adequacy guidelines.

In FY 2011, the most commonly found deficiencies were the lack of the required science equipment, low lighting, missing jurisdictional inspection reports and drainage issues. At the end of each inspection, the school district governing board is notified about any identified deficiencies and the SFB works with the district to develop a plan to correct these deficiencies.



Classrooms
Walden Grove High School
Sahuarita Unified School District



Overview continued

Preventative Maintenance Inspections

A.R.S. §15-2002.A.3 requires the SFB to randomly select twenty school districts every thirty months and inspect them with regard to routine preventative maintenance. The Preventative Maintenance Inspections have revealed some inadequacies in the preventative maintenance being performed by school districts mostly resulting from lack of funding and staffing levels. However, it appears districts are performing preventative maintenance to the best of their ability with the resources they have available.


Prior to performing any inspections,

It was refreshing to have you come for your inspection and not just issue directives. Instead, you took the time to listen to everyone and use that input to help us move forward in a positive direction.

*Alan Kratz, Maintenance Director
Isaac Elementary School District*

the SFB developed a district self-evaluation questionnaire, the inspection criteria and the form staff will use during the inspection process. The SFB also facilitates a training workshop as part of the inspection process to help individual districts with staff training and a 6-month follow-up to reinforce district staff knowledge.

The feedback received from districts that have been through the inspection process has been positive; a reassuring sign that the SFB inspection efforts are effective and purposeful.



Well maintained 100 year old school
Greenway Primary School
Bisbee Elementary School District

Overview continued

Statewide Water Intrusion Analysis

During the past year, the SFB continued to receive requests for funding for the repair of interior mold damage. What has been found in many cases is water intrusion through the exterior block walls into the interior of the building.



Water intrusion—building exterior
Queen Creek High School
Queen Creek Unified School District



Effervescence—building exterior
Camp Verde Middle School
Camp Verde Unified School District

In most cases, the recommended maintenance or recoating of the block sealant has not been done or has been done incorrectly. The SFB has incorporated testing of the exterior block of each school for water absorption in all 5-Year and Preventative Maintenance Inspections. When the test indicates there may be an issue with the existing block sealant, the district is notified so appropriate action may be taken.



Rilem tube used to measure absorption of a vertical surface

Building Renewal

The School Facilities Board distributes Building Renewal funds to school districts to help them maintain their existing facilities. Distributions are based on a formula that considers the size and age of existing space. However, in FY 2011 the Legislature did not fund the building renewal formula. Rather, \$2,667,900 in Building Renewal Grant funding was appropriated to help school districts maintain their existing facilities. Districts were also able to use Building Renewal funds carried forward from prior years, and are required to report that expenditure activity to the SFB. See Exhibit V.

Arizona School Design Primer

The “Arizona School Design Primer” by Marlene Imirzian, AIA was presented to the School Facilities Board at the September 14, 2011 Board meeting. The Primer is a 28 page booklet, whose subtitle is: “Imagining the best 21st Century Schools for Arizona and How to Build Them. The Basic Elements of School Design.” Ms. Imirzian explained her motivation to write the Primer in its Preface: “All parents, faculty and administrators I spoke

with wanted the best for children but were unaware of the negative impacts of the school buildings their children attended. Lack of funding was used as an explanation – but better environments don’t have to cost more.... Lack of knowledge is driving low expectations, which is resulting in poor quality schools.

We developed this Primer as a first step to provide basic school design considerations. These basics can be applied to every new or renovated school construction project and budget. It is my hope that understanding the basics will lead to higher expectations and better schools for learning.”

The purpose and focus of the Primer is to:

- Raise the level of communication and expectations of school design
- Empower the key decision makers for school design and construction in the State of Arizona with fundamental information
- Inspire Arizona’s decision makers

Sections A through H of the Primer highlight basic design considerations and show how informed and imaginative responses to each of them during the design stage of new con-

Overview continued

Arizona School Design Primer

struction and renovation projects will result in schools: that will improve student performance, that are easier to maintain, that will retain better teachers, and that cost less in the long run. Each section is short, to the point, and clearly written.

The School Facilities Board, and particularly Board Member Tom Rushin, were early supporters of Ms. Imirzian's concept for The Primer. It was supported by the Arizona Chapter of the American Institute of Architects School Facilities Coalition, the Central Arizona Architecture Foundation, Stone & Youngberg, LLC, the Council of Educational Facility Planners International (CEFPI) – Southwest Region, and the Arizona Builders Alliance. Ms. Imirzian was assisted in the preparation of The Primer by Melissa Farling, AIA, Deborah Koshinsky, and Rider Levett Bucknall Cost Consulting.

The Primer's Summary is positive and inspirational. The last paragraph of Ms. Imirzian's Summary is worth repeating here: "We can build more with less. It just takes imagination and determination. These were the very qualities of those who founded Arizona 100 years ago. Let's employ those same qualities as we approach

Arizona's Centennial in the 21st century schools we are building now."

The Primer can be found on the SFB website: [Arizona School Design Primer](#).

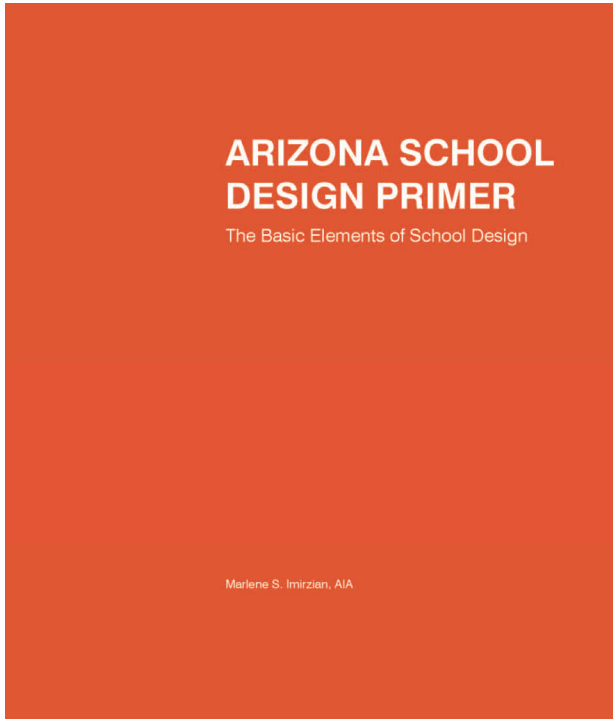


Exhibit I
FY 2011 New School Facilities Fund

District	Construction Distribution (1)	Land Distribution (to District) (1)	Land Distribution (to Vendor)	Interest Revenue Generated (2)	Expenditures (2)	Balance 6/30/11 (2)
Agua Fria Union	\$0	\$0	\$0	\$0	\$0	\$0
Aguila Elementary	\$0	\$0	\$0	\$0	\$0	\$0
Alhambra Elementary	\$0	\$0	\$0	\$464	\$0	\$44,482
Amphitheater Unified	\$0	\$0	\$0	\$0	\$0	\$0
Apache Junction Unified	(\$3)	\$0	\$0	\$3,263	\$385,081	\$0
Arlington Elementary	\$0	\$0	\$0	\$0	\$0	\$0
Avondale Elementary	(\$71,684)	\$0	\$0	\$0	\$0	\$0
Blue Ridge Unified	\$0	\$0	\$0	\$0	\$0	\$0
Bowie Unified	\$0	\$0	\$0	\$0	\$0	\$0
Buckeye Elementary	\$0	\$0	\$0	\$0	\$10,201	\$0
Buckeye Union	\$0	\$0	\$0	\$0	\$0	\$0
Bullhead City Elementary	\$0	\$0	\$0	\$0	\$0	\$0
Camp Verde Unified	\$0	\$0	\$0	\$0	\$0	\$0
Cartwright Elementary	\$0	\$0	\$0	\$0	\$0	\$0
Casa Grande Elementary	\$0	\$0	\$0	\$0	\$0	\$0
Casa Grande Union	\$0	\$0	\$0	\$0	\$0	\$0
Cave Creek Unified	\$0	\$0	\$0	\$1,449	\$36,100	\$103,239
Cedar Unified	\$0	\$0	\$0	\$0	\$0	\$0
Chandler Unified	\$0	\$0	\$0	\$15	\$0	\$0
Chino Valley Unified	\$0	\$0	\$0	\$0	\$0	\$0
Coconino Accommodation	\$0	\$0	\$0	\$0	\$0	\$0
Congress Elementary	\$0	\$0	\$0	\$39	\$0	\$9,711
Coolidge Unified	\$0	\$0	\$0	\$8	\$0	\$8
Crane Elementary	\$0	\$0	\$0	\$1,131	\$52,001	\$66,312
Creighton Elementary	\$0	\$0	\$0	\$0	\$0	\$0
Deer Valley Unified	\$0	\$0	\$0	\$17,626	\$0	\$1,691,406
Dysart Unified	\$0	\$0	\$0	\$117	\$54,699	\$1
Florence Unified	\$1,633,947	\$0	\$0	\$4,223	\$341,065	\$22,897
Fountain Hills Unified	\$0	\$0	\$0	\$0	\$0	\$0
Fowler Elementary	\$0	\$0	\$0	\$0	\$0	\$0
Gadsden Elementary	\$0	\$0	\$0	\$5,460	\$11,372	\$453,613
Gila Bend Unified	\$0	\$0	\$0	\$0	\$0	\$0
Gilbert Unified	\$0	\$0	\$0	\$0	\$0	\$0
Glendale Elementary	\$0	\$0	\$0	\$0	\$0	\$0
Hackberry	\$0	\$0	\$0	\$0	\$0	\$0
Higley Unified	\$0	\$0	\$0	\$0	\$4,844	\$0
Humboldt Unified	\$0	\$0	\$0	\$0	\$0	\$0
Hyder Elementary	\$0	\$0	\$0	\$0	\$0	\$0
Isaac Elementary	\$0	\$0	\$0	\$0	\$0	\$0
J O Combs Unified	\$0	\$0	\$0	\$12,457	\$553,738	\$1,063,088

Exhibit I
FY 2011 New School Facilities Fund

District	Construction Distribution (1)	Land Distribution (to District) (1)	Land Distribution (to Vendor)	Interest Revenue Generated (2)	Expenditures (2)	Balance 6/30/11 (2)
Laveen Elementary	\$91,760	(\$6,374)	\$0	\$3,037	\$162,205	\$94,798
Liberty Elementary	\$0	\$0	\$0	\$3,794	\$0	\$363,300
Litchfield Elementary	\$397,197	\$0	\$0	\$17,796	\$2,050,967	\$0
Littlefield Elementary	\$0	\$0	\$0	\$0	\$0	\$0
Littleton Elementary	\$0	\$0	\$0	\$3,332	\$474,834	\$892
Maine Consolidated	\$0	\$0	\$0	\$208	\$0	\$5,498
Marana Unified	\$0	\$0	\$0	\$123	\$0	\$22,801
Maricopa County Regional	\$0	\$0	\$0	\$0	\$0	\$0
Maricopa Unified	\$0	\$0	\$0	\$0	\$0	\$0
Mobile Elementary	\$0	\$0	\$0	\$0	\$0	\$0
Morristown Elementary	\$0	\$0	\$0	\$1	\$0	\$86
Naco Elementary	\$0	\$0	\$0	\$10	\$0	\$0
Nadaburg Unified	\$0	\$0	\$0	\$1,179	\$0	\$113,167
Navajo County Accommodation	\$0	\$0	\$0	\$0	\$0	(\$75)
Oracle Elementary	\$0	\$0	\$0	\$0	\$0	\$0
Palo Verde Elementary	\$0	\$0	\$0	\$4,914	\$0	\$471,560
Palominas Elementary	\$0	\$0	\$0	\$0	\$0	\$0
Paradise Valley Unified	\$0	\$0	\$0	\$228	\$0	\$21,836
Patagonia Union	\$0	\$0	\$0	\$0	\$0	\$0
Pendergast Elementary	\$0	\$0	\$0	\$0	\$0	\$0
Peoria Unified	\$0	\$0	\$0	\$0	\$0	\$0
Phoenix Union	\$0	\$0	\$0	\$0	\$0	\$0
Queen Creek Unified	\$0	\$0	\$0	\$0	\$0	\$0
Ray Unified	\$0	\$0	\$0	\$13	\$0	\$1,675
Red Mesa Unified	\$0	\$0	\$0	\$0	\$0	\$0
Red Rock Elementary	\$0	\$0	\$0	\$0	\$0	\$0
Riverside Elementary	\$0	\$0	\$0	\$51	\$0	\$4,856
Roosevelt Elementary	\$0	\$0	\$0	\$0	\$0	\$0
Saddle Mountain Unified	\$0	\$0	\$0	\$0	\$0	\$0
Sahuarita Unified	\$14,983,887	\$0	\$0	\$6,986	\$16,194,435	\$1,461,929
San Fernando Elementary	\$0	\$0	\$0	\$0	\$0	\$0
Santa Cruz count	\$0	\$0	\$0	\$0	\$0	\$0
Santa Cruz Valley Unified	\$0	\$0	\$0	\$0	\$785	\$490
Skull Valley Elementary	\$0	\$0	\$0	\$78	\$0	\$22,028
Somerton Elementary	\$0	\$0	\$0	\$0	\$0	\$0
Sonoita Elementary	\$0	\$0	\$0	\$0	\$0	\$0
Stanfield Elementary	\$0	\$0	\$0	\$1,484	\$0	\$185,711
Sunnyside Unified	\$89,955	\$0	\$0	\$0	\$0	\$0
Tanque Verde Unified	\$109,835	\$0	\$0	\$33	\$126,507	\$335
Tolleson Elementary	\$0	\$0	\$0	\$0	\$0	\$0

Exhibit I
FY 2011 New School Facilities Fund

District	Construction Distribution (1)	Land Distribution (to District) (1)	Land Distribution (to Vendor)	Interest Revenue Generated (2)	Expenditures (2)	Balance 6/30/11 (2)
Tolleson Union	\$0	\$0	\$0	\$25,299	\$1,156,762	\$1,128,529
Toltec Elementary	\$0	\$0	\$0	\$0	\$0	\$0
Tombstone Unified	\$0	\$0	\$0	\$0	\$0	\$0
Tonto Basin Elementary	\$0	\$0	\$0	\$0	\$0	\$0
Tuba City Unified	\$0	\$0	\$0	\$0	\$0	\$0
Union Elementary	\$0	\$0	\$0	\$0	\$0	\$0
Vail Unified	\$0	\$1,594,874	\$0	\$80	\$0	\$11,401
Vernon Elementary	\$0	\$0	\$0	\$0	\$0	\$0
Wickenburg Unified	\$0	\$0	\$0	\$0	\$0	\$0
Yavapai Accommodation	\$0	\$621,325	\$4,640	\$0	\$0	\$0
Yuma Elementary	\$0	\$0	\$0	\$0	\$0	\$0
Yuma Union	\$0	\$0	\$0	\$0	\$0	\$0
Total	\$17,234,895	\$2,209,825	\$4,640	\$114,898	\$21,615,596	\$7,365,573

(1) Negative disbursements represent monies returned by the district to the School Facilities Board for various reasons.

(2) As reported by the districts for fund 695.

Exhibit II
FY 2011 ARRA Energy Grant Funds

District	Description	Project Number	Award (1)	Expenditures
Apache Elementary	Solar Energy Project	020342000-9999-001	\$23,333	\$20,719
Balsz Elementary	HVAC, Lighting	070431000-9999-001	\$317,806	\$261,931
Blue Elementary	Solar Energy Project	060322000-9999-001	\$28,351	\$23,819
Bouse Elementary	Solar Energy Project	150426000-9999-001	\$164,676	\$164,676
Chandler Unified	HVAC Control	070280000-9999-001	\$457,319	\$380,281
Chino Valley Unified	Lighting Upgrade, HVAC Upgrade	130251000-9999-001	\$315,770	\$191,703
Crane Elementary	Lighting Upgrade, HVAC Upgrade	140413000-9999-001	\$591,902	\$591,546
Double Adobe Elementary	Solar Energy Project	020345000-9999-001	\$60,861	\$60,861
Douglas Unified	Lighting Upgrade, HVAC Control	020227000-9999-001	\$509,820	\$225,606
Fountain Hills Unified	Lighting Upgrade, HVAC Upgrade	070298000-9999-001	\$203,510	\$168,512
Gilbert Unified	Lighting Upgrade, Lighting Control	070241000-9999-001	\$302,755	\$302,760
Graham County Special Services	Solar Energy Project	050199000-9999-001	\$164,664	\$164,664
Hackberry	Solar Energy Project	080403000-9999-001	\$164,681	\$164,676
Higley Unified	Lighting Upgrade, Lighting Control	070260000-9999-001	\$512,792	\$464,980
Hillside Elementary	Solar Energy Project	130335000-9999-001	\$83,554	\$75,198
Humboldt Unified	HVAC Upgrade	130222000-9999-001	\$60,248	\$59,227
Isaac Elementary	Lighting Upgrade, HVAC Upgrade	070405000-9999-001	\$960,370	\$721,262
Kirkland Elementary	Solar Energy Project	130323000-9999-001	\$166,358	\$149,722
Maine Consolidated	Solar Energy Project	030310000-9999-001	\$166,795	\$96,456
Marana Unified	Lighting Upgrade, Lighting Control	100206000-9999-001	\$680,110	\$466,355
McNeal Elementary	Solar Energy Project	020355000-9999-001	\$60,303	\$60,303
Mohave Valley Elementary	HVAC, Lighting	080416000-9999-001	\$261,423	\$64,099
Navajo County Accommodation	Solar Energy Project	090199000-9999-001	\$168,702	\$168,702
Owens-Whitney Elementary	Solar Energy Project	080406000-9999-001	\$171,540	\$171,540
Paloma Elementary	Solar Energy Project	070394000-9999-001	\$166,358	\$113,369
Patagonia Elementary	Solar Energy Project	120406000-9999-001	\$166,358	\$149,722
Roosevelt Elementary	Lighting Upgrade	070466000-9999-001	\$705,809	\$634,639
San Fernando Elementary	Solar Energy Project	100335000-9999-001	\$136,247	\$122,621

Exhibit II
FY 2011 ARRA Energy Grant Funds

Sentinel Elementary	Solar Energy Project	070371000-9999-001	\$164,005	\$117,986
Sierra Vista Unified	Lighting Upgrade, HVAC Upgrade	020268000-9999-001	\$410,555	\$367,491
Skull Valley Elementary	Solar Energy Project	130315000-9999-001	\$168,272	\$168,272
Tonto Basin Elementary	Solar Energy Project	040333000-9999-001	\$166,358	\$161,062
Vail Unified	Lighting Control, HVAC Upgrade	100220000-9999-001	\$96,709	\$53,343
Valentine Elementary	Solar Energy Project	080422000-9999-001	\$156,405	\$156,405
Vernon Elementary	Solar Energy Project	010309000-9999-001	\$150,650	\$135,585
Wickenburg Unified	HVAC Upgrade and Control	070209000-9999-001	\$320,246	\$5,380
Yarnell Elementary	Solar Energy Project	130352000-9999-001	\$171,540	\$171,540
Yavapai Accommodation	Solar Energy Project	130199000-9999-001	\$136,246	\$122,621
Yucca Elementary	Solar Energy Project	080413000-9999-001	\$173,493	\$154,386
Total			\$9,886,895	\$7,854,024
(1) Award may have occurred prior to FY 2011.				

Exhibit III
FY 2011 Building Renewal Grant Fund

District	Description	Project Number	Award (1)	Expenditures
Agua Fria Union	Fire alarm system replacements at AF & Millennium HS	070516000-9999-001	\$592,129	\$87,166
Antelope Union	Fire alarm panel replacement	140550000-9999-002	\$15,624	\$15,527
Apache Elementary	Kitchen/restroom fixtures & equipment	020342000-9999-001	\$8,438	\$8,438
Ash Creek Elementary	Replacement of evaporative coolers w/ heat pump units	020453000-9999-001	\$95,185	\$95,185
Bagdad Unified	Repairs to correct water intrusion at Bagdad School	130220000-9999-001	\$175,546	\$16,719
Bicentennial Union	Gym heating & cooling replacement at Bicentennial H.S.	150576000-9999-001	\$152,753	\$16,814
Blue Elementary	Chainlink fence & gates	060322000-9999-002	\$15,467	\$15,467
Blue Ridge Unified	Roof Replacement at Blue Ridge Middle School	090232000-9999-001	\$287,566	\$275,219
Bonita Elementary	Fascia board & soffit removal & replacement	050316000-9999-002	\$898	\$898
Camp Verde Unified	Water penetration correction at HS & MS	130228000-9999-002	\$331,354	\$72,356
Canon Elementary	Replacement of 5 HVAC package units	130350000-9999-002	\$26,365	\$26,365
Cave Creek Unified	Paint leaking exterior walls	070293000-9999-001	\$94,827	\$94,827
Chino Valley Unified	Gym Roof Replacement - 2011	130251000-9999-002	\$20,804	\$20,804
Coolidge Unified	Fire alarm replacement at West Elementary	110221000-9999-002	\$67,518	\$67,518
Double Adobe Elementary	HVAC System Repair	020345000-9999-001	\$22,000	\$18,942
Dysart Unified	Roof coating & repair at Dysart HS	070289000-9999-001	\$56,690	\$56,690
Elfrida Elementary	Heat pumps at Elfrida Elementary School	020412000-9999-001	\$220,000	\$218,909
Fountain Hills Unified	Roof Trusses Repair at McDowell Mountain Elementary School	070298000-9999-001	\$249,074	(\$77,362)
Ganado Unified	Fire hydrant repair evaluation	010220000-9999-001	\$163,318	\$163,318
Hillside Elementary	Center support beam replacement - 2011	130335000-9999-001	\$60,000	\$5,376
Holbrook Unified	Septic system repair at Indian Wells ES - 2010	090203000-9999-001	\$100,735	\$100,735
Humboldt Unified	Cooling Tower Repair - Glassford Hill MS - 2011	130222000-9999-001	\$79,714	\$79,714
Mammoth-San Manuel Unified	Boiler Replacement at San Manuel HS	110208000-9999-001	\$50,500	\$48,566

Exhibit III
FY 2011 Building Renewal Grant Fund

Marana Unified	Evaporation Pond Installation Marana HS	100206000-9999-001	\$275,000	\$12,864
McNeal Elementary	HVAC system repair	020355000-9999-001	\$22,000	\$18,942
McNeal Elementary	Window replacement and repair	020355000-9999-002	\$135,000	\$23,672
Mohave Valley Elementary	Cafeteria HVAC Unit Replacement	080416000-9999-001	\$7,043	\$7,043
Pendergast Elementary	HVAC unit replacements at Garden Lakes ES	070492000-9999-002	\$147,582	\$28,838
Santa Cruz Valley Union	Fire alarm replacement and modification to underground vaults	110540000-9999-001	\$155,957	\$16,138
Santa Cruz Valley Union	Canopy attachment repairs	110540000-9999-002	\$12,500	\$12,500
Santa Cruz Valley Union	Partial Roof Replacement at SVUHS - 2011	110540000-9999-003	\$165,000	\$4,499
Sierra Vista Unified	Fire alarm replacement at Town & Country ES	020268000-9999-001	\$65,000	\$52,805
Sierra Vista Unified	Heating/cooling system repair at Buena HS	020268000-9999-002	\$11,373	\$11,373
Sierra Vista Unified	HVAC unit replacement at Pueblo Del Sol ES	020268000-9999-003	\$10,535	\$10,535
Sierra Vista Unified	Roof replacements - kitchen & MPR entry Pueblo del Sol ES	020268000-9999-004	\$8,295	\$8,295
Sierra Vista Unified	Library roof replacement	020268000-9999-005	\$5,595	\$5,595
Somerton Elementary	Water system plant restoration at Orange Grove Elementary	140411000-9999-001	\$258,985	\$141,824
St David Unified	Roof design & replacement	020221000-9999-001	\$114,527	\$105,188
Stanfield Elementary	Water storage tank repair & demolition & replacement	110424000-9999-001	\$215,000	\$14,900
Sunnyside Unified	100-ton chiller replacement at Los Amigos ES	100212000-9999-001	\$98,952	\$98,952
Sunnyside Unified	Replacement of central cooling towers & boilers	100212000-9999-002	\$400,000	\$356,792
Sunnyside Unified	Cooling tower replacement at Desert View HS	100212000-9999-003	\$133,419	\$133,419
Sunnyside Unified	Auditorium chiller replacement - Sunnyside HS	100212000-9999-004	\$20,000	\$20,000
Topock Elementary	A/C compressor replacement	080412000-9999-001	\$2,079	\$2,079
Topock Elementary	10-ton A/C unit replacement	080412000-9999-002	\$11,234	\$11,234
Topock Elementary	Heat pkg pump installation @ Topock ES - 2011	080412000-9999-003	\$16,260	\$16,260
Willcox Unified	Fire alarm replacement	020213000-9999-001	\$84,000	\$66,736
Willcox Unified	Evaporative/gas heating unit replacement - 2011	020213000-9999-002	\$8,338	\$8,338

Exhibit III
FY 2011 Building Renewal Grant Fund

Wilson Elementary	Elevator repair	070407000-9999-003	\$29,900	\$29,900
Yuma Elementary	Cooling tower replacements at Castle Dome ES	140401000-9999-001	\$155,054	\$155,054
Yuma Union	Replacement of chilled water piping and rooftop air handler unit at Yuma High	140570000-9999-001	\$1,270,139	\$210,411
Total			\$6,725,271	\$3,012,375

(1) Award may have occurred prior to FY 2011.

Exhibit IV
FY 2011 Emergency Deficiencies Corrections Fund

District	Description	Project Number	Award (1)	Expenditures
Camp Verde Unified	Domestic water supply system	130228000-9999-001	\$273,411	\$9,984
Mobile Elementary	Roof repair	070386000-9999-002	\$122,925	\$72,141
Palo Verde Elementary	Arsenic remediation	070449000-9999-002	\$30,269	\$1,034
Santa Cruz Valley Union	Roof renovation	110540000-9999-001	\$195,860	\$4,750
Wilson Elementary	Fire alarm replacement	070407000-9999-001	\$174,000	\$22,653
Total			\$796,466	\$110,562

(1) Award may have occurred prior to FY 2011.

Exhibit V
FY 2011 Building Renewal Fund

District	Beginning Balance (1)	SFB Distribution	Interest Earned (2)	Expenditures (2)	Ending Balance (3)
Agua Fria Union	\$9,226	\$0	\$0	\$495	\$8,731
Aguila Elementary	\$4,189	\$0	\$0	\$0	\$4,189
Ajo Unified	\$77,673	\$0	\$0	\$0	\$77,673
Alhambra Elementary	\$0	\$0	\$0	\$0	\$0
Alpine Elementary	\$34,069	\$0	\$532	\$0	\$34,601
Altar Valley Elementary	\$25,211	\$0	\$0	\$0	\$25,211
Amphitheater Unified	\$0	\$0	\$0	\$0	\$0
Antelope Union	\$2,705	\$0	\$36	\$0	\$2,741
Apache Elementary	\$337	\$0	\$0	\$0	\$337
Apache Junction Unified	\$82,876	\$0	\$673	\$0	\$83,549
Arlington Elementary	\$1,862	\$0	\$0	\$0	\$1,862
Ash Creek Elementary	(\$18,261)	\$0	\$0	\$0	(\$18,261)
Ash Fork Unified	\$1	\$0	\$0	\$0	\$1
Avondale Elementary	\$202	\$0	\$2	\$0	\$204
Bagdad Unified	\$1,764	\$0	\$55	\$0	\$1,819
Balsz Elementary	\$1	\$0	\$0	\$0	\$1
Beaver Creek Elementary	\$24,549	\$0	\$73	\$10,349	\$14,274
Benson Unified	\$58,151	\$0	\$0	\$0	\$58,151
Bicentennial Union	\$53,401	\$0	\$0	\$0	\$53,401
Bisbee Unified	\$137,488	\$0	\$0	\$0	\$137,488
Blue Elementary	\$1,323	\$0	\$0	\$0	\$1,323
Blue Ridge Unified	\$119,973	\$0	\$0	\$0	\$119,973
Bonita Elementary	\$0	\$0	\$0	\$0	\$0
Bouse Elementary	\$21,375	\$0	\$0	\$0	\$21,375
Bowie Unified	\$139,693	\$0	\$0	\$0	\$139,693
Buckeye Elementary	\$130,544	\$0	\$1,298	\$0	\$131,842
Buckeye Union	\$11,139	\$0	\$117	\$0	\$11,256
Bullhead City Elementary	(\$6,129)	\$0	\$0	\$0	(\$6,129)
Camp Verde Unified	\$133	\$0	\$56	\$0	\$189
Canon Elementary	\$0	\$0	\$0	\$0	\$0
Cartwright Elementary	\$27,890	\$0	\$0	\$27,890	\$0
Casa Grande Elementary	\$38,882	\$0	\$177	\$39,060	\$0
Casa Grande Union	(\$2,242)	\$0	\$10	\$0	(\$2,233)
Catalina Foothills Unified	\$6,661	\$0	\$3	\$6,626	\$38
Cave Creek Unified	\$5,498	\$0	\$661	\$0	\$6,159
Cedar Unified	(\$21,634)	\$0	\$0	\$0	(\$21,634)
Chandler Unified	\$0	\$0	\$0	\$0	\$0
Chinle Unified	\$2,680,927	\$0	\$0	\$0	\$2,680,927
Chino Valley Unified	\$916	\$0	\$0	\$34	\$882
Clarkdale-Jerome Elementary	\$2,127	\$0	\$13	\$0	\$2,140
Clifton Unified	\$94,787	\$0	\$0	\$0	\$94,787
Cochise Elementary	\$218,274	\$0	\$0	\$0	\$218,274

Exhibit V
FY 2011 Building Renewal Fund

District	Beginning Balance (1)	SFB Distribution	Interest Earned (2)	Expenditures (2)	Ending Balance (3)
Coconino Accommodation	\$0	\$0	\$0	\$0	\$0
Colorado City Unified	\$11,196	\$0	\$98	\$0	\$11,293
Colorado River Union	\$20	\$0	\$0	\$0	\$20
Concho Elementary	\$1,231	\$0	\$19	\$0	\$1,250
Congress Elementary	\$9,673	\$0	\$39	\$0	\$9,712
Continental Elementary	\$4,165	\$0	\$23	\$0	\$4,188
Coolidge Unified	\$7,260	\$0	\$154	\$3,028	\$4,386
Cottonwood-Oak Creek	\$2,397	\$0	\$0	\$0	\$2,397
Crane Elementary	\$59,444	\$0	\$1,783	\$32,561	\$28,665
Creighton Elementary	\$279	\$0	\$0	\$0	\$279
Crown King Elementary	\$4,773	\$0	\$19	\$0	\$4,792
Deer Valley Unified	\$6,719	\$0	\$0	\$0	\$6,719
Double Adobe Elementary	\$128,161	\$0	\$1,003	\$18,964	\$110,199
Douglas Unified	\$128,497	\$0	\$706	\$0	\$129,204
Duncan Unified	\$214,000	\$0	\$0	\$0	\$214,000
Dysart Unified	\$7,387	\$0	\$0	\$0	\$7,387
Elfrida Elementary	\$2,684	\$0	\$19	\$0	\$2,704
Eloy Elementary	\$20	\$0	\$8	\$0	\$28
Flagstaff Unified	(\$129,729)	\$0	\$0	\$0	(\$129,729)
Florence Unified	\$6,655	\$0	\$0	\$3,482	\$3,173
Flowing Wells Unified	\$557,115	\$0	\$2,550	\$181,589	\$378,076
Fountain Hills Unified	(\$222)	\$0	\$0	\$0	(\$222)
Fowler Elementary	\$183	\$0	\$0	\$0	\$183
Fredonia-Moccasin Unified	\$39	\$0	\$1	\$0	\$39
Ft Thomas Unified	\$304,829	\$0	\$1,869	\$51,923	\$254,775
Gadsden Elementary	\$12,939	\$0	\$174	\$0	\$13,113
Ganado Unified	\$8,744	\$0	\$0	\$0	\$8,744
Gila Bend Unified	\$263,676	\$0	\$0	\$0	\$263,676
Gila County Regional	\$0	\$0	\$0	\$0	\$0
Gilbert Unified	\$2	\$0	\$0	\$0	\$2
Glendale Elementary	\$46,782	\$0	\$378	\$0	\$47,160
Glendale Union	\$696,144	\$0	\$3,986	\$403,558	\$296,572
Globe Unified	\$10,568	\$0	\$0	\$0	\$10,568
Graham County Special Services	\$24,248	\$0	\$0	\$0	\$24,248
Grand Canyon Unified	\$43,879	\$0	\$568	\$0	\$44,447
Greenlee Alternative	\$94	\$0	\$0	\$0	\$94
Hackberry	\$0	\$0	\$0	\$0	\$0
Hayden-Winkelman Unified	\$39,589	\$0	\$185	\$4,360	\$35,414
Heber-Overgaard Unified	\$34,340	\$0	\$0	\$0	\$34,340
Higley Unified	\$3,456	\$0	\$36	\$0	\$3,492
Hillside Elementary	\$5,393	\$0	\$5,397	\$5,376	\$5,414
Holbrook Unified	\$404,257	\$0	\$0	\$126,586	\$277,671

Exhibit V
FY 2011 Building Renewal Fund

District	Beginning Balance (1)	SFB Distribution	Interest Earned (2)	Expenditures (2)	Ending Balance (3)
Humboldt Unified	\$5	\$0	\$0	\$0	\$5
Hyder Elementary	\$67,635	\$0	\$0	\$10,480	\$57,155
Indian Oasis-Baboquivari Unified	\$544,537	\$0	\$0	\$0	\$544,537
Isaac Elementary	\$728,856	\$0	\$0	\$0	\$728,856
J O Combs Unified	\$28	\$0	\$0	\$0	\$28
Joseph City Unified	\$108,137	\$0	\$0	\$49,306	\$58,831
Kayenta Unified	\$321	\$0	\$0	\$0	\$321
Kingman Unified	\$399,121	\$0	\$2,947	\$390,551	\$11,517
Kirkland Elementary	\$16,084	\$0	\$0	\$0	\$16,084
Kyrene Elementary	\$361,970	\$0	\$3,329	\$0	\$365,299
Lake Havasu Unified	\$48,694	\$0	\$0	\$0	\$48,694
Laveen Elementary	\$62,446	\$0	\$35	\$62,481	\$0
Liberty Elementary	\$0	\$0	\$0	\$0	\$0
Litchfield Elementary	\$449,288	\$0	\$4,731	\$0	\$454,019
Littlefield Unified	\$3,217	\$0	\$49	\$0	\$3,266
Littleton Elementary	\$3,746	\$0	\$0	\$0	\$3,746
Madison Elementary	\$0	\$0	\$0	\$0	\$0
Maine Consolidated	\$5,070	\$0	\$137	\$3,501	\$1,706
Mammoth-San Manuel Unified	\$51	\$0	\$0	\$0	\$51
Marana Unified	\$254,968	\$0	\$525	\$0	\$255,493
Maricopa County Regional	\$118,436	\$0	\$0	\$0	\$118,436
Maricopa Unified	\$23,972	\$0	\$0	\$0	\$23,972
Mary C O'Brien Accommodation	\$20,913	\$0	\$0	\$0	\$20,913
Mayer Unified	\$0	\$0	\$0	\$0	\$0
McNary Elementary	\$81,440	\$0	\$1,248	\$3,448	\$79,240
McNeal Elementary	\$42,579	\$0	\$300	\$10,678	\$32,201
Mesa Unified	\$0	\$0	\$0	\$0	\$0
Miami Unified	\$15,074	\$0	\$73	\$0	\$15,147
Mingus Union	\$20,482	\$0	\$0	\$0	\$20,482
Mobile Elementary	\$37,004	\$0	\$378	\$5,076	\$32,306
Mohave Valley Elementary	\$1,870	\$0	\$0	\$0	\$1,870
Mohawk Valley Elementary	\$1,428	\$0	\$3	\$0	\$1,431
Morenci Unified	\$220,544	\$0	\$0	\$221,539	(\$995)
Morristown Elementary	\$7,373	\$0	\$78	\$0	\$7,451
Murphy Elementary	\$0	\$0	\$0	\$0	\$0
Naco Elementary	\$21,018	\$0	\$10	\$13,929	\$7,099
Nadaburg Unified	\$5,019	\$0	\$53	\$0	\$5,072
Navajo County Accommodation	\$617	\$0	\$4	\$0	\$621
Nogales Unified	(\$4)	\$0	\$0	\$8,436,443	(\$8,436,447)
Oracle Elementary	\$545	\$0	\$4	\$0	\$550
Osborn Elementary	\$0	\$0	\$0	\$0	\$0
Owens-Whitney Elementary	\$38,297	\$0	\$572	\$2,298	\$36,571

Exhibit V
FY 2011 Building Renewal Fund

District	Beginning Balance (1)	SFB Distribution	Interest Earned (2)	Expenditures (2)	Ending Balance (3)
Page Unified	(\$13,219)	\$0	\$0	\$0	(\$13,219)
Palo Verde Elementary	\$2,858	\$0	(\$52)	\$2,400	\$407
Paloma Elementary	(\$6,082)	\$0	\$0	\$0	(\$6,082)
Palominas Elementary	\$27,277	\$0	\$0	\$0	\$27,277
Paradise Valley Unified	\$1,612,339	\$0	\$0	\$34,272	\$1,578,067
Parker Unified	\$20,313	\$0	\$5	\$20,021	\$297
Patagonia Elementary	\$1,450	\$0	\$7	\$0	\$1,457
Patagonia Union	\$66,604	\$0	\$312	\$65,475	\$1,440
Payson Unified	\$0	\$0	\$0	\$0	\$0
Peach Springs Unified	\$85,762	\$0	\$3,097	\$21,655	\$67,204
Pearce Elementary	(\$3,227)	\$0	\$7	\$0	(\$3,220)
Pendergast Elementary	\$200	\$0	\$49	\$0	\$249
Peoria Unified	\$2,614,972	\$0	\$23,007	\$1,823,708	\$814,271
Phoenix Elementary	\$11,500	\$0	\$0	\$0	\$11,500
Phoenix Union	\$111,830	\$0	\$1,252	\$0	\$113,082
Picacho Elementary	\$3,392	\$0	\$0	\$0	\$3,392
Pima Accommodation	\$32,827	\$0	\$0	\$0	\$32,827
Pima Unified	(\$2)	\$0	\$0	\$0	(\$2)
Pine Strawberry Elementary	\$0	\$0	\$0	\$0	\$0
Pinon Unified	(\$762,851)	\$0	\$0	\$0	(\$762,851)
Pomerene Elementary	\$36,138	\$0	\$0	\$0	\$36,138
Prescott Unified	\$2,178	\$0	\$0	\$0	\$2,178
Quartzsite Elementary	\$96,602	\$0	\$0	\$0	\$96,602
Queen Creek Unified	\$121,052	\$0	\$0	\$0	\$121,052
Ray Unified	\$52	\$0	\$0	\$0	\$52
Red Mesa Unified	\$178,212	\$0	\$0	\$0	\$178,212
Red Rock Elementary	\$17,850	\$0	\$0	\$0	\$17,850
Riverside Elementary	\$30,067	\$0	\$0	\$0	\$30,067
Roosevelt Elementary	\$8	\$0	\$0	\$0	\$8
Round Valley Unified	\$195,302	\$0	\$0	\$0	\$195,302
Sacaton Elementary	\$81,305	\$0	\$615	\$41,311	\$40,609
Saddle Mountain Unified	\$15,328	\$0	\$161	\$2,960	\$12,529
Safford Unified	\$929,453	\$0	\$0	\$0	\$929,453
Sahuarita Unified	\$545	\$0	\$3	\$0	\$549
Salome Consolidated Elementary	\$8,560	\$0	\$0	\$0	\$8,560
San Carlos Unified	\$187,375	\$0	\$0	\$0	\$187,375
San Fernando Elementary	\$571	\$0	\$0	\$0	\$571
San Simon Unified	\$9,013	\$0	\$0	\$0	\$9,013
Sanders Unified	(\$867)	\$0	\$0	\$0	(\$867)
Santa Cruz County	\$0	\$0	\$0	\$0	\$0
Santa Cruz Elementary	\$55,950	\$0	\$0	\$0	\$55,950
Santa Cruz Valley Unified	\$518	\$0	\$2	\$0	\$521

Exhibit V
FY 2011 Building Renewal Fund

District	Beginning Balance (1)	SFB Distribution	Interest Earned (2)	Expenditures (2)	Ending Balance (3)
Santa Cruz Valley Union	\$14	\$0	\$0	\$0	\$14
Scottsdale Unified	\$204,050	\$0	\$0	\$0	\$204,050
Sedona-Oak Creek Joint Unified	\$58,874	\$0	\$245	\$0	\$59,119
Seligman Unified	\$55,964	\$0	\$0	\$0	\$55,964
Sentinel Elementary	\$5,517	\$0	\$0	\$0	\$5,517
Show Low Unified	\$0	\$0	\$0	\$0	\$0
Sierra Vista Unified	\$0	\$0	\$0	\$0	\$0
Skull Valley Elementary	\$77,835	\$0	\$298	\$0	\$78,133
Snowflake Unified	\$107,187	\$0	\$106	\$103,877	\$3,417
Solomon Elementary	\$122,563	\$0	\$1,683	\$0	\$124,246
Somerton Elementary	\$12,288	\$0	\$0	\$0	\$12,288
Sonoita Elementary	\$179	\$0	\$1	\$0	\$180
St David Unified	\$0	\$0	\$0	\$0	\$0
St Johns Unified	\$26,765	\$0	\$318	\$0	\$27,083
Stanfield Elementary	\$75,138	\$0	\$518	\$0	\$75,657
Sunnyside Unified	(\$2,078,038)	\$0	\$0	\$615,010	(\$2,693,048)
Superior Unified	\$750	\$0	\$0	\$3,107	(\$2,357)
Tanque Verde Unified	\$59,071	\$0	\$0	\$6,484	\$52,587
Tempe Elementary	\$692,110	\$0	\$6,309	\$209,574	\$488,845
Tempe Union	\$2	\$0	\$0	\$0	\$2
Thatcher Unified	\$378,970	\$0	\$0	\$7,640	\$371,329
Tolleson Elementary	\$48,432	\$0	\$542	\$0	\$48,974
Tolleson Union	\$15,749	\$0	\$166	\$0	\$15,915
Toltec Elementary	\$41,667	\$0	\$0	\$0	\$41,667
Tombstone Unified	\$153,970	\$0	\$0	\$0	\$153,970
Tonto Basin Elementary	\$0	\$0	\$0	\$0	\$0
Topock Elementary	\$7,653	\$0	\$0	\$0	\$7,653
Tuba City Unified	(\$170,419)	\$0	\$0	\$0	(\$170,419)
Tucson Unified	\$2,585,590	\$0	\$0	\$0	\$2,585,590
Union Elementary	\$16	\$0	\$0	\$0	\$16
Vail Unified	\$99	\$0	\$0	\$0	\$99
Valentine Elementary	\$6,538	\$0	\$0	\$0	\$6,538
Valley Union	\$37,337	\$0	\$234	\$16,357	\$21,214
Vernon Elementary	\$75	\$0	\$0	\$0	\$75
Washington Elementary	\$1,233,360	\$0	\$10,686	\$254,542	\$989,504
Wellton Elementary	\$478	\$0	\$6	\$0	\$484
Wenden Elementary	\$27,779	\$0	\$0	\$0	\$27,779
Whiteriver Unified	\$116,136	\$0	\$0	\$0	\$116,136
Wickenburg Unified	\$7,138	\$0	\$49	\$4,086	\$3,101
Willcox Unified	\$0	\$0	\$0	\$0	\$0
Williams Unified	\$0	\$0	\$12	\$0	\$12
Wilson Elementary	\$0	\$0	\$0	\$0	\$0

Exhibit V

FY 2011 Building Renewal Fund

District	Beginning Balance (1)	SFB Distribution	Interest Earned (2)	Expenditures (2)	Ending Balance (3)
Window Rock Unified	\$1,696,874	\$0	\$17,565	\$111,191	\$1,603,248
Winslow Unified	\$3	\$0	\$0	\$0	\$3
Yarnell Elementary	\$3,019	\$0	\$0	\$25,000	(\$21,981)
Yavapai Accommodation	\$66	\$0	\$0	\$0	\$66
Young Elementary	\$96,893	\$0	\$0	\$0	\$96,893
Yucca Elementary	\$11,779	\$0	\$0	\$1,359	\$10,420
Yuma Elementary	\$2	\$0	\$1	\$0	\$4
Yuma Union	(\$39,937)	\$0	\$0	\$0	(\$39,937)
Total	\$22,047,938	\$0	\$104,401	\$13,495,639	\$8,656,700

(1) If this calculated number did not match the ending balance for FY 2010 as reported by the district in the Superintendent's Annual Report for FY 2010, the district was required to reconcile the difference. In most cases, districts revised FY 2010 expenditures as reported to the SFB. In some cases, districts provided corrections to the Superintendent's Report. Some districts have not yet reconciled as of the date of this report.

(2) As reported by the districts.

(3) This calculated number will be compared to the ending balance as reported by the district in the Superintendent's Annual Report for FY 2011. If the balances do not match, the district will be required to reconcile the difference.

Exhibit VI
FY 2011 Deficiencies Corrections Fund

District	Description	Project Number	Award (1)	Expenditures
Tombstone Unified	Replacement School	020201207-9999-001	\$7,170,977	\$273,202

(1) Award occurred prior to FY 2011.

