

State of Arizona School Facilities Board



2017 ANNUAL REPORT



Table of Contents

Letter from Director	1
Students FIRST Summary	2
Board Members	3
Staff Directory	5
Introduction	6
Overview	
New School Facilities	7
Building Renewal Grant Program	11
Adjacent Ways	12
Emergency Deficiencies Corrections	13
2017 SFB Accomplishments	14
Rubber Flooring Program	15
Mission, Vision and Culture	16
Arizona Management System	17
Exhibits	
I. New School Facilities Fund	18
II. Building Renewal Grant Fund	20
III. Emergency Deficiencies Corrections Fund	30
IV. Arizona Rubber Flooring Project	31



Governor of Arizona
Douglas A. Ducey

ARIZONA SCHOOL FACILITIES BOARD
1700 W. Washington, Suite 104
Phoenix, Arizona 85007
602-542-6501, Fax: 602-542-6529
<https://sfb.az.gov>

Executive Director
Paul G. Bakalis

December 15, 2017

The Honorable Doug Ducey
Governor of Arizona
1700 West Washington Street
Phoenix, Arizona 85007

Dear Governor Ducey;

On behalf of the School Facilities Board, I am pleased to transmit to you the School Facilities Board Annual Report for fiscal year 2017. The report details the Board's actions during the course of the year.

The Board distributed \$26.9 million in Building Renewal Grant funding, \$262,659 in Emergency Deficiencies Correction funding and \$15.4 million in New School Facilities funding. The Overview section of this report presents these and other fiscal year 2017 achievements.

In the coming year, the School Facilities Board looks forward to continuing to improve and maintain school facilities in all school districts within the State. "Partner and advocate, not adversary" is the agency mission as we endeavor to provide guidance and assistance in ensuring measurable preventative maintenance, the design of engaging learning environments, deliberate exposure to best practices, deployment of technologies, and a renewed stewardship in a sustained approach to capital and natural resource consumption.

The School Facilities Board will occupy a larger role in training school district personnel and communicating with leadership to ensure that capital resource expenditures provide the highest value and that compelling stories learned from successes are shared with all districts to create a learning organization that raises all to better outcomes.

With these and other measures, the SFB will ensure the academic space, whether funded by the agency or through local funds, will provide engaging learning environments where Arizona's children thrive.

If you would like to discuss the contents and basis of this Annual Report, I will be honored to make myself available at your convenience.

cc: President of the Senate
Speaker of the House of Representatives
Secretary of State
Superintendent of Public Instruction

Students FIRST Summary

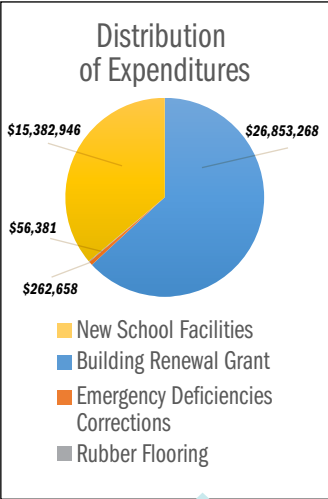
STUDENTS FIRST In 1994, Arizona’s system of school capital finance was declared unconstitutional because it failed to conform to the State constitution’s “general and uniform” clause. That system relied on the secondary property tax, driven by the property wealth of a school district, and general obligation bonding. In 1996, the Arizona Superior Court imposed on the State a deadline to develop a constitutional system of school capital finance or risk closure of K-12 public schools. As a result, Governor Jane Dee Hull signed legislation that dramatically reformed the way K-12 schools are constructed in Arizona. This ended the four-year legal and legislative battle and established Arizona as the nation’s school finance reform leader. This legislation/law is known as Students FIRST (Fair and Immediate Resources for Students Today).

SCHOOL FACILITIES BOARD Students FIRST is a capital finance program funded by appropriations from the State General Fund. The program is administered by the School Facilities Board (SFB), which consists of nine voting members appointed by the Governor; in addition, the Superintendent of Public Instruction serves as a non-voting member. The Board is charged with the administration of three capital funds: 1) New School Facilities, 2) Building Renewal Grants, and 3) Emergency Deficiencies Corrections.

NEW SCHOOL FACILITIES Students FIRST established a new school facilities fund for the purpose of constructing new schools to meet the minimum adequacy guidelines. The criteria to determine school district eligibility for new school facilities funding are based on an annual evaluation and approval of school district enrollment projections and the additional square footage that will be needed to maintain adequacy standards in a school district.

BUILDING RENEWAL GRANTS The building renewal grant fund was established for the purpose of maintaining the adequacy of existing school facilities. School districts may apply for these monies to fund primary building renewal projects including major renovations and repairs of a building, upgrades to building systems that will maintain or extend the useful life of a building, and for infrastructure costs.

EMERGENCY DEFICIENCIES CORRECTIONS The Emergency Deficiencies Corrections Program is an application-based funding program wherein school districts may apply to the SFB for funds to correct facility deficiencies that threaten the functioning of the school district, the preservation or protection of property or public health, welfare or safety. The cost of the correction must also exceed the current year budget.



Distribution of Expenditures

FUND	TOTAL
Building Renewal Grant	\$26,853,268
Emergency Deficiencies Correction	\$262,658
New School Facilities	\$15,382,946
Rubber Flooring	\$56,381

Arizona School Facilities

Board Members

As of 7/1/2017

SEAN MCCARTHY, CHAIRMAN



Sean McCarthy, Senior Research Analyst for the Arizona Tax Research Association (ATRA), is a 2007 graduate of the United States Air Force Academy, where he earned a Bachelor of Science in Political Science and a minor in Spanish. Sean has a Master’s degree in Intelligence Studies from the American Military University. As an intelligence officer, Captain McCarthy served seven years in a variety of roles supporting combat operations with the MQ-1 Predator and the F-16 Viper, including a six month deployment in Afghanistan. He continues to serve locally in the Air Force Reserve. Sean has published several essays on Arizona school finance and is a recognized policy expert on K-12 finance issues at the State Capitol. His roles at ATRA include K-12 education, Community Colleges and general taxation. Taxpayer Representative. Term expires January 2018.

VERN CROW, VICE-CHAIRMAN



Vern Crow is the founding principal of Dominion Environmental. He specializes in industrial hygiene/indoor air quality remediation providing investigation, remediation specifications and oversight, and final clearance testing for local, national, and international companies. He also provides Phase I, II, and III environmental site assessments, hazardous waste management, and emergency response and environmental risk evaluation services. Mr. Crow is a practicing Industrial Hygienist; Certified Indoor Air Quality Professional; AHERA Certified Asbestos Building Inspector, Management Planner, Project Designer, and Contractor Supervisor; and Certified Hazardous Materials Manager. He received his Bachelor of Science degree from Arizona State University and is currently pursuing a Masters Degree. Private Business Representative. Term expires January 2018.

EDWARD E. BOOT, BOARD MEMBER



Edward Boot has served the Arizona educational community in various capacities throughout his career. He is currently the Education Market Director for Orcutt Winslow Architects. Prior to 2014, he served as the Capital Manager with the Governor’s Office of Strategic Planning and Budgeting, responsible for reviewing, analyzing, and making recommendations on all facilities capital requests from the agencies within the State’s three Major Building Systems: the Department of Administration, Department of Transportation, and the State Universities. Prior to this position, he was the Southwest Director of Educational Services for PinnacleOne/Arcadis. During his tenure, he provided services to over 50 Arizona school districts in a wide variety of activities including new school construction; renovation of existing space; Capital Planning; Real Estate and procurement services; and led 19 Capital Bond Programs throughout the State. In 2008, he was promoted to Arcadis Vice-President of the Southwest Region and became an Officer and Owner of the Corporation. Ed also served for five years as the Interim Executive Director and as Deputy Director of Facilities for the School Facilities Board. Demography Representative. Term expires January 2016.

BRYAN E. PELTZER, BOARD MEMBER



Bryan Peltzer is the Senior Project Engineer and part-owner of Peterson Geotechnical Group in Chandler, Arizona. His many roles at Peterson Geotechnical Group include coordinating forensic geotechnical investigations in order to assess the cause of distress to residential, commercial, and industrial structures as well as municipal improvements. Mr. Peltzer’s recent projects include analyzing the performance of homes in residential subdivisions throughout Arizona and in parts of Colorado and New Mexico, and evaluating the cause of roadway subgrade, retaining wall and hill slope failures. He has also performed the review for the engineering calculations for the installation of thousands of micro-piles and helical piers at two different solar power generation stations in the southwestern United States. Engineering Representative. Term expires January 2017.

THOMAS RUSHIN, BOARD MEMBER



Thomas D. Rushin is an Arizona native with 44 years of experience in the field of education. He has been a teacher, coach, principal, associate superintendent, and retired in 2008 as Superintendent of Yuma Elementary School District. He has led school district planning committees and bond election campaigns, developed building programs, developed educational specifications, and worked with a variety of architectural firms through all phases of building design and construction. His passion for improving learning environments for students lead him to use his leadership skills and experience to plan schools that meet the needs of all students in the twenty-first century. School Construction Representative. Term expires January 2018.

SANDY WILLIAMS, BOARD MEMBER



Sandy Williams, a current 6th Grade Teacher in the Paradise Valley Unified School District, has been teaching for twenty-eight years in Arizona. Sandy was raised in Arizona and is a product of the outstanding public schools and university systems. She has raised her own family here and now has grandchildren thriving in Arizona schools. Sandy is passionate about all aspects of the education profession and the State of Arizona. She has many years of professional experience and service with the education of students, relations with parents and peers, and the business of public schools. Sandy has served on several Paradise Valley School District Committees including District Operations Oversight, District Facilities, District Long Range Planning, Annual Contract Negotiations, and the Paradise Valley Education Association Teacher Advocacy Committee - Advisor/Mentor, and past Vice President. Term expires January 2016.

TRACI L. SAWYER-SINKBEIL, BOARD MEMBER



Traci Sawyer-Sinkbeil, a former Air Force brat, has lived in Arizona for thirty-five years and is proud to be a product of Mesa Public Schools as a Westwood Warrior. She is active in the community, having served on the Dysart Strategic Planning Committee and the Employee Benefits Trust prior to her election to the Dysart Governing Board. Traci became a member of the Dysart Governing Board in January 2011, having been reelected as its President. She is currently employed with the Tolleson Elementary School District as its Director of Grants & Compliance. Traci earned her dual bachelor's degree in Business and Public Administration and an MBA, all from Ottawa University. Traci also serves as the Congregational President for Desert Streams Lutheran Church Council and is currently serving on its Master Site Plan Team. For many years, she has been an active member of the American Legion Auxiliary and believes in the focus of positive leadership and enthusiastic collaboration on all levels. School District Board Representative. Term expires January 2017.

WARD SIMPSON, BOARD MEMBER



Ward Simpson has managed the efforts of construction, architectural, engineering and management consulting firms for more than 39 years. His professional motto has been to "find better ways to produce better projects" and has strived to produce excellence in design while meeting time, quality and cost goals for clients, while making it an enjoyable process for the project team. Ward has a broad base of experience from leading business strategy, business development and community involvement as well as managing operations and administrative duties. His project experience encompasses strategizing complicated projects and providing program-ming, facility assessment, project management, design, and cost control services for judicial, corrections, educational, governmental, and hospitality clients. He has provided facility assessment, design, and cost control services for clients, such as higher education, K-12, municipal, hospitality and manufacturing clients. In addition, he developed management plans and audits of large projects such as a \$1 billion-pharmaceutical research/manufacturing plant and the \$1.4 billion remodel of the Pentagon in Washington DC. He volunteers as the building Committee Chairman and Project Manager for the Sojourner Center and was honored with the 2012 Hon Kachina Award for work done to develop three campuses for Sojourner Center. He also received the 2010 Governor of Arizona Life Time Achievement Award for volunteerism as construction chairman for 22 years for Sojourner Center. He developed 3 campuses that serve 2,900 women and children per year who are victims of domestic violence. Registered Architect Representative. Term expires January 2017.

DR. JEFF SMITH, BOARD MEMBER




Dr. Jeff Smith has led a distinguished career in education as a teacher, principal and school district office administrator for 30 years. He is currently Superintendent of the Balsz School District in Phoenix, Arizona where he lives with his wife and three children. He graduated from Arizona State University with Bachelors, Masters and Doctoral degrees in Elementary Education and Administration. Selected as the Distinguished Administrator for Arizona in 2003, Dr. Smith has served as President of the Superintendents Division of Arizona School Administrators and is currently President-Elect for the State of Arizona. Dr. Smith is very active in the community serving on several boards and advisory councils. These include but are not limited to; President of the Balsz Community Education Foundation and President of the Board of Directors for Educare Arizona. He also serves on the Board of Directors for the Arizona Business Education Coalition (ABEC) and serves on the Advisory Council for Expect More Arizona and Assistance League of Phoenix. He also serves as a member on the Committee of Practitioners and the Performance Based Task Force for the Arizona Department of Education. In addition, he supports higher education through advisory committees for Gateway Community College Center for Workforce Transition and Ottawa University. He is an adjunct faculty professor for Argosy University. School Facilities Management Representative. Term expires January 2016.

ASHLEY BERG, ADVISORY NON-VOTING BOARD MEMBER



Ashley Berg, Director of Policy Development and Government Relations for the Arizona Department of Education, currently advises the Superintendent of Public Instruction on policy issues and liaises with both state and federal elected officials. Ashley originally started her public service as a Legislative Intern with the Arizona Supreme Court, where she later worked on probate reform and special projects for the Supreme Court's Administrative Office of the Courts. It was during this time that Ashley started pursuing her Juris Doctorate. She continued her legal work at the Gila County Attorney's Office where she established policy and assisted with felony drug prosecution. She then worked as the Communication Officer for Arizona's former Superintendent before being placed in her current position under Superintendent Douglas' administration. Ashley is an attorney admitted to the State Bar of Arizona.



Arizona School Facilities Board Staff Directory

As of 7/1/2017

Paul G. Bakalis
Executive Director
pbakalis@azsfb.gov
602-542-6143

Kerry Campbell
Deputy Director of Operations
kcampbell@azsfb.gov
602-542-6504

Gerry Breuer
School Facilities Liaison
Project Management Consultant
gbreuer@azsfb.gov
602-542-6139

Pat Cruse
School Facilities Liaison
pcruse@azsfb.gov
602-920-2267

Dan Demland
Registered Architect
ddemland@azsfb.gov
602-542-656

Katherine Robinson
Public Information Officer
krobinson@azsfb.gov
602-542-4457

David Kennon
School Facilities Liaison
dkennon@azsfb.gov
602-290-2623

Yujun Mei
Demographer
ymeij@azsfb.gov
602-542-6145

John Penczar
Chief Information Officer
jpenczar@azsfb.gov
602-364-0283

Amber Peterson
Deputy Director of Finance
apeterson@azsfb.gov
602-542-6736

Judy Shurley
Fiscal Service Manager
jshurley@azsfb.gov
602-364-0539

Introduction

ANNUAL REPORT REQUIREMENTS

The Annual Report requirements are prescribed in A.R.S. §15-2002.
The school facilities board shall:

9. Submit an annual report by December 15 to the speaker of the house of representatives, the president of the senate, the superintendent of public instruction, the secretary of state and the governor that includes the following information:
 - (a) A detailed description of the amount of monies distributed by the school facilities board in the previous fiscal year.
 - (b) A list of each capital project that received monies from the school facilities board during the previous fiscal year, a brief description of each project that was funded and a summary of the board's reasons for the distribution of monies for the project.
 - (c) A summary of the findings and conclusions of the building maintenance inspections conducted pursuant to this article during the previous fiscal year.
 - (d) A summary of the findings of common design elements and characteristics of the highest performing schools and the lowest performing schools based on academic productivity** including the results of the parent quality rating survey.

*** For the purposes of this paragraph, "academic productivity" means academic year advancement per calendar year as measured with student-level data using the statewide nationally standardized norm- referenced achievement test.*

Overview

This report details the School Facilities Board's efforts in its legislatively assigned duties in serving 217 school districts throughout the State of Arizona.

NEW SCHOOL FACILITIES

The School Facilities Board awards New School Facilities funding to school districts that do not have sufficient academic space to educate their students. Sufficient space is determined by comparing school district capacity to ADM (average daily membership).

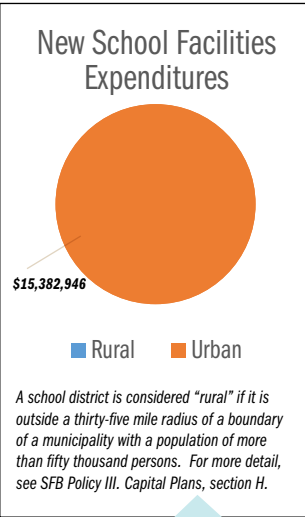
ADM change is a function of many factors. In order to make the most accurate projections, the SFB closely monitors changes in the broader social, economic, and housing environment, and collects data from a wide variety of sources including:

- Historical ADM data for each school district;
- Historical enrollment data with ethnic and gender makeup information for each school district;
- Demographic, social, and economic profiles on each school district from the U.S. Census and American Community Surveys;
- Residential housing completion data from Maricopa and Pinal Counties;
- Permitting data from the U.S. Census;
- Housing sales data from online real estate reports and database sites;
- Birth data for all of Arizona;
- Charter school enrollment data;
- Population, housing, and employment projections.

The SFB has built projection models that take advantage of available data and accommodate school districts at different stages of development. In many cases, since these data are not provided at the school district level, the SFB uses GIS software to conduct analyses on a school district level.

In addition, the SFB has calculated and published ADM yield factors (district ADM per residential housing unit) for every school district in Arizona based on the 2000 and 2010 censuses. For each school district in Maricopa and Pinal Counties, ADM yield factors for years between FY 2001 and FY 2017 have been published as well. Collectively, they show how the yield factor for a school district may change over time.

Also, available on the SFB website (<https://sfb.az.gov>) are birth data for each school district between 2001 and 2016.



New School Facilities

RURAL	URBAN	TOTAL
\$0	\$15,382,946	\$15,382,946

FY 2017 NEW CONSTRUCTION

During FY 2017, the SFB awarded additional space to three school districts. These awards are summarized in the table below:

District	Project Number	Project Type	Grade Level	Square Feet	Student Capacity	Formula Funding
Chandler Unified	026	Additional space	9-12	40,000	426	\$6,970,000
Chandler Unified	027	Additional space	9-12	60,000	638	\$10,455,000
Chandler Unified	028	New School	7-12	24,974	281	\$4,153,925
Queen Creek Unified	009	New School	9-12	141,875	1,509	\$24,721,719
Vail Unified	019	New School	K-5	54,000	675	\$7,697,700
Vail Unified	018	New School	9-12	125,000	1,330	\$21,781,250
Total						\$75,779,594

In addition, Queen Creek Unified was awarded \$17,640,000 for site acquisition. Sites have not yet been selected for the two new schools in Vail Unified, but the Legislature appropriated \$6 million for the high school site and \$1,500,000 for the elementary school site, as placeholders.

A complete demographic review of the FY 2017 capital plan cycle is found on the SFB website or by clicking the link below.

FY 2017 DEMOGRAPHIC REPORT

INCREASE IN THE CONSTRUCTION COST INDEX FOR NEW CONSTRUCTION IN FY 18

A.R.S §15-2041.D.3(c) states in part "...The cost per square foot shall be adjusted annually for construction market considerations based on an index identified or developed by the Joint Legislative Budget Committee as necessary but no less than once each year."

Indexing of School Construction Costs
for All Grade Levels – Updated 12/14/16

Grade Level	Old	Old	New 12/14/16	New 12/14/16
	Urban	Rural	Urban	Rural
K-6	\$136.66	\$143.49	\$142.55	\$149.68
7-8	\$144.27	\$151.48	\$150.49	\$158.01
9-12	\$167.05	\$175.40	\$174.25	\$182.96
K-8	\$138.46	\$145.38	\$144.43	\$151.65
6-8	\$141.73	\$148.82	\$147.84	\$155.23
5-8	\$140.46	\$147.48	\$146.51	\$153.84
4-8	\$139.70	\$146.69	\$145.72	\$153.01
7-9	\$151.86	\$159.45	\$158.41	\$166.33
K-12	\$147.61	\$154.99	\$153.97	\$161.67
7-12	\$159.46	\$167.43	\$166.33	\$174.65
6-12	\$156.20	\$164.01	\$162.93	\$171.08
5-12	\$153.77	\$161.46	\$160.40	\$168.42

Each year, the School Facilities Board reviews the market impact as well as other influencers on construction costs and their effect on projecting accurate and appropriate expenses into the future for the construction of new schools, and makes a recommendation to the Joint Legislative Budget Committee. Recognizing increases is critical to the successful deployment of new and expanded schools that provide engaging and enlightened learning environments consistently to all areas of the State of Arizona.

Teaching and learning for the 21st century prepares young people to engage in a complex and dynamic world deeply influenced by globalization and the revolution in digital technology. Higher student performance is evident in new technology-rich, flexible learning spaces, characterized by open space and permeable boundaries, as well as comfortable and moveable furnishings that encourage flexibility in learning and teaching. This enhances collaborative, team teaching engagement that claims significant educational benefits. This environment of technology-enriched teaching and common spaces, facilitated by multiple teachers/facilitators is far-reaching in the processes, outcomes, assessments, and indicators of student learning.

Construction costs are expressed in dollars per square foot (\$/SF). In FY 17, the \$/SF were increased by 4.31% and these updated amounts are presented on our website and effective December 14, 2016. Shown below is the breakdown by grade configuration.

NEW CONSTRUCTION

[Click for flyover video.](#)




Agua Fria Union
Canyon View High
School

Grades 9-12
2,128 students
200,000 square feet



NEW CONSTRUCTION



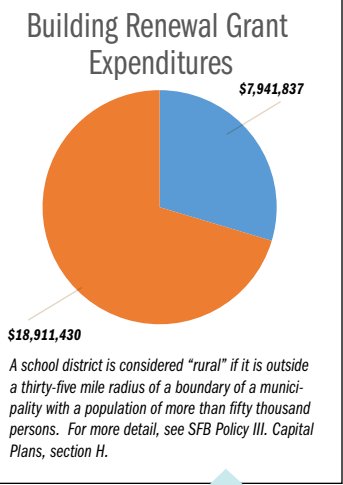
Benson
Grades K-4
191 students
17,190 square feet



BUILDING RENEWAL GRANT PROGRAM

In FY 2017, the Legislature appropriated \$31,667,900 to the Building Renewal Grant fund for the School Facilities Board to administer and distribute to school districts for the purpose of maintaining the adequacy of existing school facilities.

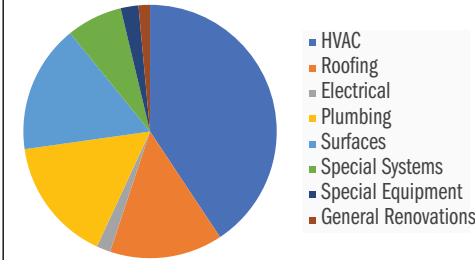
School districts may request Building Renewal Grant funding for primary building renewal projects which the Board will prioritize based on school district routine preventative maintenance and the matching of monies provided by the fund. In FY 2017, the SFB approved 539 Building Renewal Grant projects. The Board also approved increases to budgets for 79 previously-approved projects and cancelled 1 previously-approved project. A break-down of these projects is shown in the charts below.



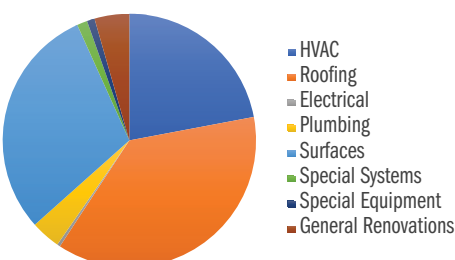
Building Renewal Grants

RURAL	URBAN	TOTAL
\$7,941,837	\$18,911,430	\$26,853,268

Grant Funds Awarded



Number of Projects



Breakdown of FY 2017 Building Renewal Grant Awards

BUILDING SYSTEM	NO. OF PROJECTS	GRANT FUNDS AWARDED (1)
HVAC	251	\$10,104,727
Roofing	89	\$17,065,912
Electrical	11	\$178,469
Plumbing	98	\$1,731,822
Surfaces	101	\$13,689,652
Special Systems	44	\$606,548
Special Equipment	14	\$451,517
General Renovations	9	\$2,035,299
Totals	617	\$45,863,946
Number of Projects:		
New Awards	539	
Supplementals	79	
Cancellations	-1	
	617	

(1) Award amounts include contingency monies when applicable. Any unused contingency monies revert back to the building renewal grant fund when projects are closed out.

ADJACENT WAYS

The School Facilities Board is tasked with the review and validation of the compliance with and appropriate use of the Adjacent Ways funding.

Arizona School Districts that have expenditures that are for improvements outside the property lines of the school site but required to serve the school facilities can be funded with Adjacent Ways, which provides the Districts to request the County, having jurisdiction to levy a tax on property owners, to pay the costs of these expenditures.

This funding is for items such as providing utility access to the property line, roads, streets, and sidewalks to the property line so the school is afforded connection to this infrastructure.

The Statute allows for limited use for on-site expenditures and is limited to ingress and egress for emergency vehicles and equipment, as well as school buses within the school property line.

The Statute below defines the appropriate uses for the Adjacent Ways funding.

- A.R.S. § 15-995. Special district assessment for adjacent ways by school district
- A. The governing board of a school district may contract for constructing, maintaining or otherwise improving any public way adjacent to any parcel of land owned by the school district or leased for school purposes by the school district, or an intersection of any public way adjoining a quarter block in which the parcel of land is situated, and for the construction of sidewalks, sewers, utility lines, roadways and other related improvements in or along such streets and intersections, and to pay for such improvements by the levy of a special assessment on the taxable property in the school district. A school district shall not use any portion of the monies generated from the special assessment for any construction, maintenance or other improvements to the school district's property except improvements necessary to ensure the safe ingress to and egress from public school property directly adjacent to the public way for buses and fire equipment. The assessment shall be made a part of the itemized statement that is regularly filed with the county school superintendent and that shows the amount of monies needed for the expenses of schools within the school district for the ensuing year. Each adjacent ways project proposal to be funded through this special assessment must be filed with the school facilities board and include the project cost estimate. If the entire project cost for the adjacent ways project is greater than fifty thousand dollars, the school facilities board shall approve or deny the project within sixty days after receipt of the filing of the project proposal by the school district and the expenditure shall not be made unless the school facilities board validates both of the following within sixty days after receipt of the filing of the proposal:
1. The project that is proposed to be funded by the assessment is compliant with state laws relating to adjacent ways projects.
 2. The proposal selected by the school district does not contain additional work that is not listed in the adjacent ways proposal submitted by the school district.
- B. If any property that is owned by a school district or leased by a school district for school purposes from any city or county, the state, or the United States, is included within the assessment district to be assessed to pay the costs and expenses of any public improvements initiated by a city, in order to make the assessments thereon payable by the city in which the improvement is initiated, the governing board may contract with the municipality or its improvement district to reimburse it for the amount of the assessment against the property and to pay the amount so contracted for by the levy of a special assessment as provided by subsection A of this section.

- C. The governing board of the school district shall follow the truth in taxation notice and hearing requirements prescribed in section 15-905.01, subsection B.
- D. The portion of the primary tax rate to fund adjacent ways as provided in this section shall not be included in the computation of additional state aid for education as prescribed in section 15-972.

EMERGENCY DEFICIENCIES
CORRECTIONS

In FY 2017, the School Facilities Board approved 5 new Emergency Deficiencies Correction projects. These approvals are listed below.

Emergency Deficiencies Correction		
RURAL	URBAN	TOTAL
\$135,563	127,095	\$262,658

Emergency Deficiencies
Correction Expenditures

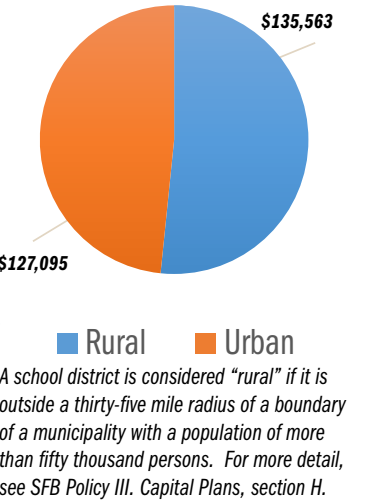


Table 2

FY 2017 Emergency Deficiencies Correction Awards

DISTRICT	PROJECT #	DESCRIPTION	AWARD (1)
Chinle USD	001	Plumbing	\$60,000
Lake Havasu USD	001	Plumbing	\$11,000
Salome ESD	002	General Renovation	\$10,400
Sunnyside USD	002	Electrical	\$10,400
Thatcher USD	001	Roofing	\$40,750
TOTAL			\$ 132,550

(1) Award amounts include contingency monies when applicable. Any unused contingency monies revert back to the emergency deficiencies corrections fund when projects are closed out.



2017 SFB ACCOMPLISHMENTS:

- Benson Unified had been awarded funding for a K4 configuration in FY 15. The SFB awarded funding but there wasn't a plan to build the school, the agency reached out to inquire, why? We were told by the architect that the SFB formula funding did not provide enough to build the school. Bonding capacity for the community of Benson provides no additional financial assistance. SFB staff invited the architect and Benson's superintendent to join us for a meeting at the SFB offices.

Our discussion encouraged the architect and district to open their perspective and imagine something a little different. We're thrilled to report that Benson Unified is in design for a new K4 school building, one which both the architect and district are excited to have underway.

- In September of 2016, staff performed a database search to identify how many districts throughout the State have been provided Building Renewal Grant funding to address facilities that have fallen below Minimum Adequacy Guidelines. We found that roughly 100 out of the 217 districts that are eligible for these funds had never made application.

Through the agency's efforts to provide information to all districts about the program in an effort to sustain capital assets, there are currently 173 districts out of the 217 that have been awarded funds to sustain their facilities.

- The SFB has worked in partnership with ADEQ and ADHS to test and remediate through corrective actions lead in drinking water in districts throughout the State. The SFB is in the final stages of corrective actions and are now underway in closeout activities with the districts providing them all the information about their test results, how often the districts should test drinking water locations as a part of their preventative maintenance, and typical corrective actions required to maintain compliance with EPA guidelines.
- Safford Unified was hit by a hail storm and rain in late 2016 that caused significant flooding and damage to four schools within the district. These schools were devastated. SFB staff responded immediately, coordinat-



ed with the Arizona Risk Retention Trust to identify appropriate insurance funding supplemented by eligible Building Renewal Grant funding to remediate and correct the work. This partnership with the Trust is on-going and has produced great success. The SFB staff also met with and encouraged the City and County to come together and review the overall flood drainage strategies since much of the water accumulation on the school sites came from other parts of the community. This study is currently underway and is being coordinated with the re-grading designs at the four Safford Unified schools.

- Understanding the prompt payment of invoices is paramount to the success of any undertaking and lead the agency to identify an AMS Breakthrough for Days it takes to process a payment. Since all transactions for funding applications are on-line, SFB staff has been working to complete the 'PayAppinator' that will allow all payment applications, change orders and other financial transactions to be initiated and completed on-line. This application is developed in-house and is currently in Beta test running parallel to the process now in place. Final release is scheduled for January 2018.
- Many other initiatives are underway and even more successes are being realized as we right-size our agency personnel to align with the growing workload. Additionally, adherence to roles for some of our critical staff positions such as a staff architect who was filling in for Liaison activities, allows the agency to impact the creation of engaging learning environments through design review and participation on selection committees for the design and construction awards.

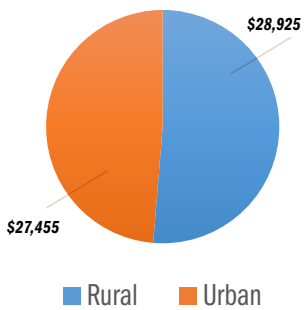
RUBBER FLOORING PROGRAM

During FY 17 the SFB continued to make payments for projects that had been identified during FY 16 as part of the Rubber Flooring program. This program is described in detail in the Agency's FY 16 Annual Report.

Rubber Flooring

RURAL	URBAN	TOTAL
\$28,925	\$27,455	\$56,381

Rubber Flooring Expenditures



A school district is considered "rural" if it is outside a thirty-five mile radius of a boundary of a municipality with a population of more than fifty thousand persons. For more detail, see SFB Policy III. Capital Plans, section H.



VISION, MISSION AND CULTURE

FY 2017 began with a full-day strategic plan development charrette that included all agency team members. The walls were wrapped in paper capturing ideas, ideals, and flowcharts mapping our path toward a culture that focuses on identifying our value proposition to School Districts, including funding opportunities, technical support, best practices guidance, and tools that create engaging learning environments where the kids in Arizona thrive.

At the end of our day together, we had a vision that established our position as partner and advocate, never adversary with the School Districts.

The SFB subsequently engaged a consultant to create a new LOGO that would express the vision, mission, and culture of the agency. It represents all of us working together - the District, the Agency, vendors, designers, contractors - all holding each other up as well as the facilities. The entrance door is obvious and welcoming. We are partner and advocate, with the value proposition that informs the Districts so they successfully provide the resources to ensure supportive and engaging learning environments.



ARIZONA MANAGEMENT SYSTEM

“Arizona Governor Doug Ducey says he wants state agencies to make everything they do more efficient and that his office will issue scorecards next year to measure their efforts.”

Reported in the Phoenix New Times on December 15, 2015.

The State of Arizona is focused on serving its citizens and has been on a journey to move government at the speed of business. Each of the State Agencies has been challenged to improve their delivery of services offering greater value both in service deployment and capital conservation.

The Governor’s Office has implemented a deliberate vision with missions and goals and provided training by industry leaders consulting with agency directors and staff. The School Facilities Board is participating and has identified projects for process improvement, all of which benefit the School Districts, the SFB staff, and the citizens of Arizona.

Our specific process improvement targets are:

- Shorten the process time from receipt of a payment application to disbursement of funds to the districts.
- Increase the number of schools inspected to ensure compliance with Minimum Adequacy Guidelines.
- Increase the number of school districts inspected to ensure compliance with Preventative Maintenance Plans.

The improvement for processing payment applications is a “Breakthrough” project. The SFB is in the process of developing a web-based system to increase the number of complete and accurate payment applications from school districts to streamline the documentation submission, processing, and disbursement of funds for Building Renewal Grant, Emergency Deficiencies Correction, and New School Facilities funding requests. The system will encapsulate and standardize documentation, Board approvals, payment applications, disbursement of funds, and change order requests. The new system will also provide stakeholders immediate access to information regarding amounts requested and paid, work-in-place, and time to process payment applications. This system, coined “The PayAppinator”, is scheduled to go live in January 2018. More information is available at <https://ams.az.gov/results>.

FY 2017 NEW SCHOOL FACILITIES FUND

DISTRICT	DISTRIBUTION FROM SFB	INTEREST REVENUE GENERATED (1)	EXPENDITURES (1)	BALANCE 6/30/17 (1)
Agua Fria UHSD	\$9,007,126	\$5,365	\$10,562,144	\$1,571,845
Aguila ESD	\$0	\$0	\$0	\$0
Alhambra ESD	\$0	\$0	\$0	\$0
Amphitheater USD	\$0	\$0	\$0	\$0
Apache Junction USD	\$0	\$0	\$0	\$49
Arlington ESD	\$0	\$4	\$0	\$2,089
Avondale ESD	\$0	\$0	\$0	\$0
Benson USD	\$2,204	\$0	\$2,204	\$0
Blue Ridge USD	\$0	\$0	\$0	\$0
Buckeye ESD	\$0	\$0	\$0	\$0
Buckeye UHSD	\$0	\$2	\$0	\$294
Bullhead City ESD	\$0	\$0	\$0	\$0
Camp Verde USD	\$0	\$0	\$0	\$0
Cartwright ESD	\$0	\$0	\$0	\$0
Casa Grande ESD	\$0	\$0	\$0	\$0
Casa Grande UHSD	\$0	\$7	\$0	\$638
Cave Creek USD	\$0	\$0	\$0	\$0
Cedar USD	\$0	\$0	\$0	(\$500,000)
Chandler USD	\$6,373,616	\$1,270	\$6,373,616	\$1,270
Chino Valley USD	\$0	\$0	\$0	\$0
Coconino Accommodation	\$0	\$0	\$0	\$0
Congress ESD	\$0	\$0	\$0	\$0
Continental ESD	\$0	\$0	\$0	\$0
Coolidge USD	\$0	\$0	\$0	\$0
Crane ESD	\$0	\$382	\$0	\$56,516
Creighton ESD	\$0	\$0	\$0	\$0
Deer Valley USD	\$0	\$10,214	\$0	\$1,742,258
Dysart USD	\$0	\$0	\$0	\$0
Florence USD	\$0	\$0	\$0	\$0
Fountain Hills USD	\$0	\$17	\$0	\$2,958
Fowler ESD	\$0	\$0	\$0	\$0
Gadsden ESD	\$0	\$1,546	\$296,369	\$27
Gilbert USD	\$0	\$0	\$0	\$0
Glendale ESD	\$0	\$0	\$0	\$0
Hackberry ESD	\$0	\$0	\$0	\$0
Higley USD	\$0	\$139	\$0	\$23,559
Humboldt USD	\$0	\$0	\$0	\$0
Hyder ESD	\$0	\$0	\$0	\$0
Isaac ESD	\$0	\$0	\$0	\$0
J O Combs USD	\$0	\$0	\$0	\$0
Laveen ESD	\$0	\$0	\$0	\$0
Liberty ESD	\$0	\$2,194	\$0	\$374,166
Litchfield ESD	\$0	\$0	\$0	\$0
Littlefield USD	\$0	\$0	\$0	\$0
Littleton ESD	\$0	\$0	\$0	\$0
Maine Consolidated	\$0	\$56	\$0	\$6,134
Marana USD	\$0	\$74	\$23,580	\$24
Maricopa County Regional	\$0	\$0	\$0	\$0
Maricopa USD	\$0	\$0	\$0	\$0
Mobile ESD	\$0	\$0	\$0	\$0
Morristown ESD	\$0	\$0	\$0	\$0
Naco ESD	\$0	\$0	\$0	\$0
Nadaburg USD	\$0	\$0	\$0	\$0

DISTRICT	CONSTRUCTION DISTRIBUTION	INTEREST REVENUE GENERATED (1)	EXPENDITURES (1)	BALANCE 6/30/16 (1)
Navajo County Accommodation	\$0	\$0	\$0	\$0
Oracle ESD	\$0	\$0	\$0	\$0
Palo Verde ESD	\$0	\$0	\$0	\$0
Palominas ESD	\$0	\$0	\$0	\$0
Paradise Valley USD	\$0	\$0	\$0	\$0
Patagonia UHSD	\$0	\$0	\$0	\$0
Pendergast ESD	\$0	\$0	\$0	\$0
Peoria USD	\$0	\$0	\$0	\$0
Phoenix UHSD	\$0	\$0	\$0	\$0
Queen Creek USD	\$0	\$0	\$0	\$0
Ray USD	\$0	\$0	\$0	\$0
Red Mesa USD	\$0	\$0	\$0	\$0
Red Rock ESD	\$0	\$618	\$0	\$72,328
Riverside ESD	\$0	\$0	\$0	\$0
Roosevelt ESD	\$0	\$0	\$0	\$0
Saddle Mountain USD	\$0	\$0	\$0	\$0
Sahuarita USD	\$0	\$0	\$0	\$0
San Fernando ESD	\$0	\$268	\$0	\$37,084
Santa Cruz County Accommodation	\$0	\$0	\$0	\$0
Santa Cruz Valley USD	\$0	\$0	\$0	\$0
Skull Valley ESD	\$0	\$0	\$0	\$0
Somerton ESD	\$0	\$0	\$0	\$0
Stanfield ESD	\$0	\$1,641	\$0	\$198,822
Sunnyside USD	\$0	\$0	\$0	\$0
Tanque Verde USD	\$0	\$0	\$0	\$0
Thatcher USD	\$0	\$0	\$0	\$0
Tolleson ESD	\$0	\$0	\$0	\$0
Tolleson UHSD	\$0	\$0	\$0	\$0
Toltec ESD	\$0	\$0	\$0	\$0
Tombstone USD	\$0	\$0	\$0	\$0
Tonto Basin ESD	\$0	\$0	\$0	\$0
Tuba City USD	\$0	\$0	\$0	\$0
Union ESD	\$0	\$0	\$0	\$0
Vail USD	\$0	\$0	\$0	\$0
Vernon ESD	\$0	\$0	\$0	\$0
Wickenburg USD	\$0	\$0	\$0	\$0
Yavapai Accommodation	\$0	\$0	\$0	\$0
Yuma ESD	\$0	\$0	\$0	\$0
Yuma UHSD	\$0	\$0	\$0	\$0
Total	\$15,382,946	\$23,797	\$17,257,912	\$3,590,061

(1) If field is blank then information was not reported by the district.

FY 2017 BUILDING RENEWAL GRANT FUND

DISTRICT	DESCRIPTION	PROJECT NUMBER	AWARD (1)	EXPENDITURES
Agua Fria UHSD	Electrical	003	\$452,719	\$20,075
Agua Fria UHSD	HVAC	004	\$67,100	\$8,500
Agua Fria UHSD	Plumbing	005	\$311,400	\$48,725
Ajo USD	General Renovations	003	\$239,550	\$219,784
Ajo USD	HVAC	004	\$28,070	\$28,070
Ajo USD	HVAC	005	\$127,800	\$102,400
Alpine ESD	Plumbing	001	\$11,188	\$11,188
Alpine ESD	Plumbing	002	\$2,800	\$2,040
Amphitheater USD	Roofing	016	\$176,965	\$176,965
Apache Junction USD	Electrical	003	\$11,000	\$11,000
Ash Creek ESD	Surfaces	006	\$130,001	\$8,800
Balsz ESD	HVAC	004	\$105,924	\$1,732
Balsz ESD	Surfaces	005	\$234,818	\$64,504
Bicentennial UHSD	Special Systems	006	\$12,584	\$12,584
Bicentennial UHSD	HVAC	007	\$14,125	\$14,125
Blue Ridge USD	Roofing	006	\$309,375	\$24,151
Blue Ridge USD	Surfaces	007	\$173,188	\$6,499
Blue Ridge USD	Surfaces	008	\$102,815	\$9,288
Blue Ridge USD	Surfaces	009	\$283,000	\$122,310
Blue Ridge USD	Surfaces	011	\$82,890	\$6,652
Bonita ESD	General Renovations	006	\$143,380	\$129,067
Bullhead City ESD	Plumbing	019	\$126,500	\$41,845
Bullhead City ESD	HVAC	031	\$29,500	\$29,500
Bullhead City ESD	Special Systems	032	\$1,482	\$1,482
Bullhead City ESD	Surfaces	033	\$11,397	\$11,397
Bullhead City ESD	HVAC	034	\$6,975	\$6,975
Bullhead City ESD	HVAC	035	\$3,556	\$3,556
Bullhead City ESD	HVAC	036	\$3,556	\$3,556
Bullhead City ESD	Special Systems	037	\$16,002	\$16,002
Bullhead City ESD	Special Equipment	038	\$1,118	\$1,118
Bullhead City ESD	HVAC	039	\$26,499	\$26,499
Bullhead City ESD	HVAC	040	\$28,900	\$28,900
Bullhead City ESD	HVAC	041	\$3,182	\$3,182
Bullhead City ESD	Surfaces	042	\$9,068	\$9,068
Bullhead City ESD	HVAC	043	\$2,143	\$2,143
Bullhead City ESD	HVAC	044	\$2,199	\$2,199
Bullhead City ESD	HVAC	045	\$1,908	\$1,908
Bullhead City ESD	HVAC	046	\$6,691	\$6,691
Bullhead City ESD	Plumbing	047	\$1,981	\$1,981
Bullhead City ESD	Plumbing	048	\$3,401	\$3,401
Camp Verde USD	Surfaces	004	\$302,878	\$235,405
Camp Verde USD	Surfaces	005	\$13,097	\$13,097
Canon ESD	Plumbing	009	\$9,160	\$9,160
Cartwright ESD	Roofing	004	\$623,588	\$5,276
Casa Grande ESD	Surfaces	024	\$76,771	\$55,533
Casa Grande ESD	HVAC	029	\$4,738	\$4,738
Casa Grande ESD	HVAC	031	\$9,634	\$9,634
Casa Grande ESD	HVAC	032	\$28,813	\$28,813
Casa Grande ESD	HVAC	033	\$79,604	\$79,604
Casa Grande ESD	HVAC	034	\$5,690	\$5,690
Casa Grande ESD	HVAC	035	\$15,909	\$15,909
Casa Grande ESD	HVAC	036	\$423,685	\$10,980
Casa Grande ESD	HVAC	037	\$27,345	\$27,345
Casa Grande ESD	HVAC	038	\$6,777	\$6,777
Casa Grande ESD	HVAC	039	\$8,928	\$8,928

DISTRICT	DESCRIPTION	PROJECT NUMBER	AWARD (1)	EXPENDITURES
Casa Grande UHSD	Special Equipment	013	\$190,777	\$64,434
Casa Grande UHSD	Surfaces	014	\$428,340	\$370,596
Casa Grande UHSD	HVAC	015	\$22,570	\$22,570
Casa Grande UHSD	HVAC	016	\$7,971	\$7,971
Casa Grande UHSD	HVAC	017	\$4,207	\$4,207
Casa Grande UHSD	HVAC	018	\$508,642	\$311,754
Casa Grande UHSD	HVAC	019	\$75,676	\$40,480
Casa Grande UHSD	Roofing	020	\$646,048	\$32,500
Casa Grande UHSD	Special Systems	021	\$13,113	\$13,113
Casa Grande UHSD	Special Systems	022	\$13,990	\$13,990
Catalina Foothills USD	HVAC	001	\$338,402	\$11,602
Cave Creek USD	HVAC	003	\$454,786	\$13,003
Cave Creek USD	HVAC	007	\$1,020,000	\$82,085
Cave Creek USD	Plumbing	011	\$43,963	\$26,556
Cave Creek USD	Surfaces	012	\$104,771	\$92,456
Cave Creek USD	Special Systems	013	\$27,622	\$23,086
Cave Creek USD	Plumbing	014	\$37,788	\$34,777
Cave Creek USD	Roofing	015	\$40,050	\$1,110
Chinle USD	HVAC	001	\$110,000	\$99,945
Chino Valley USD	Special Systems	008	\$21,557	\$21,557
Clarkdale-Jerome ESD	Plumbing	006	\$28,560	\$15,120
Cochise ESD	HVAC	002	\$91,899	\$10,399
Colorado City USD	Surfaces	001	\$185,914	\$9,975
Colorado River UHSD	Special Systems	013	\$908	\$908
Colorado River UHSD	HVAC	031	\$840,009	\$601,298
Colorado River UHSD	Electrical	036	\$4,875	\$4,875
Colorado River UHSD	HVAC	037	\$2,452	\$2,452
Colorado River UHSD	HVAC	038	\$2,017	\$2,017
Concho ESD	Roofing	001	\$235,000	\$202,721
Coolidge USD	HVAC	016	\$218,106	\$20,136
Coolidge USD	HVAC	019	\$2,962	\$2,962
Coolidge USD	HVAC	020	\$10,800	\$10,800
Cottonwood-Oak Creek ESD	Roofing	007	\$553,093	\$539,223
Cottonwood-Oak Creek ESD	Roofing	008	\$485,825	\$475,515
Cottonwood-Oak Creek ESD	Surfaces	009	\$18,025	\$15,275
Cottonwood-Oak Creek ESD	Plumbing	010	\$74,751	\$71,476
Cottonwood-Oak Creek ESD	Special Systems	011	\$3,788	\$3,788
Crane ESD	Plumbing	002	\$93,404	\$84,899
Crane ESD	Roofing	004	\$208,769	\$19,820
Crane ESD	Roofing	005	\$371,102	\$35,970
Crane ESD	Roofing	006	\$267,415	\$25,780
Crane ESD	HVAC	013	\$693	\$693
Crane ESD	HVAC	014	\$701	\$701
Crane ESD	HVAC	015	\$1,823	\$1,823
Crane ESD	HVAC	016	\$795	\$795
Crane ESD	HVAC	017	\$2,578	\$2,578
Creighton ESD	Roofing	004	\$718,220	\$58,684
Creighton ESD	Special Systems	005	\$19,742	\$19,742
Creighton ESD	Special Systems	006	\$17,339	\$17,339
Creighton ESD	Special Systems	007	\$18,160	\$14,159
Creighton ESD	Special Systems	008	\$28,586	\$24,586
Creighton ESD	Plumbing	009	\$7,887	\$7,025
Double Adobe ESD	Special Equipment	002	\$16,645	\$14,145
Double Adobe ESD	Surfaces	003	\$121,844	\$56,397
Double Adobe ESD	Surfaces	005	\$38,681	\$6,250

FY 2017 BUILDING RENEWAL GRANT FUND (CONTINUED)

DISTRICT	DESCRIPTION	PROJECT NUMBER	AWARD (1)	EXPENDITURES	DISTRICT	DESCRIPTION	PROJECT NUMBER	AWARD (1)	EXPENDITURES
Douglas USD	Surfaces	004	\$18,426	\$10,645	Glendale ESD	Roofing	015	\$36,960	\$9,000
Douglas USD	Plumbing	005	\$165,762	\$17,250	Glendale UHSD	HVAC	005	\$14,908	\$13,908
Douglas USD	HVAC	007	\$275,340	\$222,170	Globe USD	Surfaces	005	\$57,955	\$20,559
Douglas USD	HVAC	009	\$298,700	\$15,500	Globe USD	Surfaces	007	\$45,973	\$38,148
Dysart USD	Plumbing	006	\$112,710	\$28,582	Hayden-Winkelman USD	Surfaces	003	\$207,531	\$42,765
Dysart USD	Roofing	007	\$156,900	\$156,900	Hayden-Winkelman USD	Special Systems	008	\$9,361	\$8,360
Dysart USD	HVAC	008	\$49,060	\$49,060	Higley USD	Surfaces	009	\$43,301	\$7,000
Dysart USD	HVAC	009	\$47,274	\$47,274	Higley USD	HVAC	011	\$3,525	\$2,525
Dysart USD	HVAC	010	\$28,593	\$28,593	Humboldt USD	Roofing	007	\$148,620	\$130,851
Elfrida ESD	Plumbing	006	\$11,495	\$10,594	J O Combs USD	Plumbing	003	\$1,541	\$1,541
Elfrida ESD	General Renovations	007	\$56,522	\$56,522	J O Combs USD	Plumbing	004	\$2,710	\$2,710
Eloy ESD	Surfaces	001	\$167,400	\$139,197	J O Combs USD	Special Systems	005	\$4,385	\$4,385
Eloy ESD	Surfaces	002	\$484,547	\$443,891	J O Combs USD	Special Equipment	006	\$48,689	\$48,689
Eloy ESD	Surfaces	003	\$379,290	\$267,477	J O Combs USD	Plumbing	007	\$5,248	\$5,248
Eloy ESD	HVAC	004	\$159,950	\$9,500	J O Combs USD	Special Systems	008	\$2,664	\$2,664
Eloy ESD	HVAC	005	\$239,200	\$70,072	Joseph City USD	HVAC	002	\$327,851	\$44,091
Eloy ESD	Plumbing	006	\$6,500	\$5,500	Joseph City USD	Surfaces	003	\$40,000	\$28,001
Eloy ESD	Plumbing	007	\$63,300	\$9,500	Joseph City USD	Surfaces	006	\$10,528	\$10,528
Flagstaff USD	Roofing	006	\$250,720	\$7,955	Kingman USD	HVAC	007	\$227,904	\$7,389
Flagstaff USD	Plumbing	007	\$2,135	\$1,356	Kingman USD	HVAC	013	\$36,329	\$28,829
Florence USD	Special Systems	007	\$18,400	\$16,200	Kirkland ESD	Plumbing	006	\$531,542	\$24,394
Florence USD	Roofing	008	\$34,300	\$30,010	Lake Havasu USD	Special Equipment	028	\$58,809	\$37,779
Florence USD	HVAC	010	\$226,448	\$183,575	Lake Havasu USD	Roofing	030	\$484,006	\$284,133
Florence USD	Roofing	013	\$221,700	\$2,917	Lake Havasu USD	HVAC	037	\$89,444	\$11,000
Florence USD	Roofing	014	\$229,166	\$3,193	Lake Havasu USD	HVAC	039	\$131,156	\$128,756
Florence USD	Roofing	015	\$135,300	\$2,917	Lake Havasu USD	HVAC	044	\$14,208	\$14,208
Florence USD	Plumbing	016	\$5,500	\$4,925	Lake Havasu USD	HVAC	045	\$1,880	\$1,880
Florence USD	Plumbing	017	\$5,200	\$4,664	Lake Havasu USD	HVAC	046	\$3,270	\$3,270
Florence USD	Surfaces	018	\$14,500	\$14,492	Lake Havasu USD	HVAC	047	\$1,201,569	\$291,493
Florence USD	HVAC	019	\$32,500	\$22,703	Lake Havasu USD	Plumbing	048	\$9,248	\$9,248
Florence USD	Plumbing	020	\$4,300	\$3,545	Lake Havasu USD	HVAC	049	\$11,265	\$11,265
Florence USD	Plumbing	021	\$4,500	\$3,772	Lake Havasu USD	HVAC	050	\$17,825	\$17,825
Florence USD	HVAC	023	\$12,200	\$10,179	Lake Havasu USD	HVAC	051	\$8,272	\$8,272
Flowing Wells USD	General Renovations	003	\$252,934	\$120,729	Lake Havasu USD	HVAC	055	\$11,976	\$11,976
Flowing Wells USD	Roofing	004	\$161,598	\$148,248	Lake Havasu USD	Special Systems	056	\$8,649	\$8,649
Flowing Wells USD	Roofing	005	\$62,500	\$4,680	Lake Havasu USD	HVAC	057	\$12,284	\$12,284
Ft Thomas USD	Surfaces	002	\$24,000	\$22,000	Lake Havasu USD	Plumbing	058	\$6,620	\$6,620
Ft Thomas USD	Roofing	003	\$242,612	\$21,000	Lake Havasu USD	HVAC	059	\$6,350	\$6,350
Ganado USD	Roofing	005	\$2,008,921	\$569,741	Laveen ESD	Roofing	014	\$103,390	\$81,358
Ganado USD	General Renovations	006	\$392,253	\$307,349	Laveen ESD	HVAC	016	\$11,122	\$11,122
Gila Bend USD	General Renovations	010	\$403,199	\$29,816	Laveen ESD	HVAC	017	\$15,927	\$15,927
Gila Bend USD	HVAC	015	\$27,000	\$1,000	Laveen ESD	HVAC	018	\$1,037	\$737
Gila Bend USD	Roofing	018	\$23,500	\$19,956	Laveen ESD	HVAC	020	\$7,582	\$7,582
Gila Bend USD	Special Systems	019	\$4,151	\$3,650	Laveen ESD	Plumbing	022	\$3,057	\$2,557
Gilbert USD	Roofing	005	\$210,374	\$207,174	Laveen ESD	HVAC	023	\$3,166	\$2,666
Glendale ESD	Surfaces	002	\$35,620	\$5,715	Laveen ESD	HVAC	024	\$3,656	\$3,156
Glendale ESD	Surfaces	003	\$1,513,619	\$539,364	Laveen ESD	HVAC	025	\$11,290	\$10,290
Glendale ESD	Surfaces	004	\$1,486,530	\$706,021	Laveen ESD	HVAC	026	\$2,900	\$2,400
Glendale ESD	Surfaces	005	\$36,475	\$14,169	Laveen ESD	Plumbing	027	\$3,717	\$3,517
Glendale ESD	Special Systems	007	\$8,048	\$7,048	Liberty ESD	HVAC	004	\$125,647	\$68,655
Glendale ESD	Surfaces	009	\$9,770	\$2,448	Liberty ESD	HVAC	005	\$22,500	\$17,329
Glendale ESD	Surfaces	010	\$367,680	\$259,040	Liberty ESD	Surfaces	006	\$704,920	\$633,675
Glendale ESD	Surfaces	013	\$102,433	\$61,508	Liberty ESD	HVAC	007	\$11,795	\$11,795
Glendale ESD	Special Equipment	014	\$9,997	\$9,997	Liberty ESD	HVAC	008	\$7,722	\$7,722

FY 2017 BUILDING RENEWAL GRANT FUND (CONTINUED)

DISTRICT	DESCRIPTION	PROJECT NUMBER	AWARD (1)	EXPENDITURES	DISTRICT	DESCRIPTION	PROJECT NUMBER	AWARD (1)	EXPENDITURES
Liberty ESD	Plumbing	009	\$85,055	\$2,150	Mohawk Valley ESD	Plumbing	009	\$52,425	\$24,540
Liberty ESD	Surfaces	010	\$1,002,250	\$13,000	Morenci USD	Roofing	001	\$464,285	\$345,737
Litchfield ESD	Special Systems	003	\$8,267	\$8,267	Morristown ESD	HVAC	003	\$6,824	\$6,824
Litchfield ESD	HVAC	004	\$11,671	\$10,671	Morristown ESD	Surfaces	004	\$11,650	\$1,650
Litchfield ESD	HVAC	005	\$3,496	\$2,996	Nadaburg USD	Special Systems	003	\$5,273	\$4,772
Litchfield ESD	HVAC	006	\$3,496	\$2,996	Nogales USD	Surfaces	016	\$111,027	\$66,539
Litchfield ESD	HVAC	007	\$3,273	\$2,773	Nogales USD	Plumbing	017	\$46,597	\$40,847
Littleton ESD	Roofing	002	\$291,461	\$253,161	Nogales USD	Roofing	018	\$255,780	\$13,480
Littleton ESD	Special Systems	003	\$15,487	\$11,309	Nogales USD	Roofing	019	\$296,150	\$14,790
Mammoth-San Manuel USD	Roofing	007	\$47,400	\$6,000	Nogales USD	Roofing	020	\$13,330	\$12,650
Mammoth-San Manuel USD	Surfaces	008	\$179,200	\$44,391	Nogales USD	HVAC	021	\$14,400	\$4,800
Mammoth-San Manuel USD	Surfaces	009	\$680,300	\$63,000	Nogales USD	HVAC	022	\$24,745	\$6,300
Mayer USD	Plumbing	011	\$20,785	\$20,785	Nogales USD	Plumbing	023	\$49,149	\$40,347
Mayer USD	Special Systems	012	\$1,818	\$1,818	Nogales USD	HVAC	024	\$19,700	\$19,700
Mayer USD	Roofing	013	\$5,730	\$2,700	Oracle ESD	HVAC	005	\$125,730	\$125,730
Mesa USD	HVAC	003	\$129,852	\$92,302	Page USD	Roofing	004	\$144,356	\$80,873
Mesa USD	Roofing	007	\$23,826	\$23,826	Page USD	Roofing	005	\$896,528	\$360,379
Mesa USD	Roofing	008	\$195,572	\$188,167	Page USD	Roofing	006	\$285,103	\$129,418
Mesa USD	Roofing	010	\$19,735	\$19,735	Page USD	Special Systems	008	\$23,750	\$945
Mesa USD	Roofing	011	\$225,659	\$219,819	Palo Verde ESD	HVAC	014	\$18,665	\$18,665
Mesa USD	Roofing	012	\$127,526	\$125,586	Palo Verde ESD	HVAC	015	\$18,616	\$18,616
Mesa USD	Plumbing	014	\$40,275	\$10,937	Palo Verde ESD	HVAC	016	\$40,028	\$5,500
Mesa USD	Roofing	015	\$64,405	\$56,564	Palo Verde ESD	HVAC	017	\$6,231	\$6,231
Mesa USD	Roofing	017	\$21,068	\$17,078	Palo Verde ESD	Plumbing	018	\$5,450	\$5,450
Mesa USD	Roofing	026	\$19,774	\$15,524	Palominas ESD	Surfaces	005	\$162,200	\$5,000
Mesa USD	Roofing	027	\$44,551	\$39,036	Palominas ESD	Surfaces	006	\$138,250	\$2,750
Mesa USD	Roofing	028	\$31,815	\$27,130	Palominas ESD	Surfaces	007	\$91,725	\$12,113
Mesa USD	HVAC	029	\$26,636	\$23,086	Palominas ESD	HVAC	009	\$12,482	\$12,482
Mesa USD	HVAC	035	\$25,400	\$25,400	Palominas ESD	Plumbing	010	\$5,400	\$4,520
Mesa USD	Roofing	036	\$41,175	\$41,175	Paradise Valley USD	HVAC	002	\$305,708	\$283,110
Mesa USD	Surfaces	037	\$299,333	\$8,920	Paradise Valley USD	HVAC	003	\$74,115	\$65,625
Mesa USD	Electrical	038	\$49,240	\$49,240	Paradise Valley USD	HVAC	004	\$169,346	\$163,432
Mesa USD	Plumbing	039	\$6,299	\$6,299	Payson USD	Surfaces	009	\$4,480	\$4,480
Mesa USD	Electrical	040	\$15,615	\$14,615	Pendergast ESD	Roofing	004	\$53,500	\$3,500
Mesa USD	HVAC	041	\$32,592	\$32,592	Phoenix ESD	HVAC	007	\$267,055	\$5,850
Mesa USD	Special Equipment	043	\$2,513	\$2,513	Phoenix ESD	Special Equipment	008	\$26,450	\$24,414
Mesa USD	Plumbing	044	\$4,955	\$4,955	Phoenix ESD	Special Equipment	014	\$7,715	\$5,713
Mesa USD	Plumbing	045	\$2,612	\$2,612	Phoenix ESD	Special Equipment	018	\$4,945	\$2,945
Mesa USD	HVAC	046	\$10,135	\$10,135	Phoenix ESD	HVAC	019	\$4,996	\$3,995
Mesa USD	Roofing	047	\$2,285,350	\$30,638	Pomerene ESD	Surfaces	002	\$1,209,210	\$70,391
Mesa USD	Plumbing	048	\$12,578	\$12,578	Pomerene ESD	General Renovations	003	\$303,235	\$232,291
Mesa USD	Surfaces	049	\$227,162	\$9,000	Prescott USD	Surfaces	005	\$27,220	\$27,220
Miami USD	HVAC	009	\$63,584	\$50,182	Prescott USD	Roofing	007	\$1,650,873	\$1,427,833
Miami USD	HVAC	010	\$25,196	\$15,296	Prescott USD	HVAC	008	\$54,420	\$54,420
Mobile ESD	Plumbing	002	\$331,395	\$40,194	Prescott USD	Surfaces	009	\$91,621	\$550
Mohave Valley ESD	Plumbing	018	\$102,051	\$55,823	Queen Creek USD	Roofing	001	\$491,450	\$482,000
Mohave Valley ESD	Surfaces	022	\$8,000	\$8,000	Ray USD	Plumbing	007	\$7,200	\$6,351
Mohave Valley ESD	HVAC	026	\$46,750	\$46,750	Ray USD	Special Systems	008	\$10,851	\$6,001
Mohave Valley ESD	HVAC	027	\$4,721	\$4,721	Ray USD	HVAC	009	\$450	\$450
Mohave Valley ESD	HVAC	028	\$2,784	\$2,784	Ray USD	HVAC	010	\$1,500	\$1,500
Mohave Valley ESD	HVAC	029	\$8,710	\$8,710	Ray USD	HVAC	011	\$1,200	\$1,200
Mohave Valley ESD	HVAC	030	\$18,935	\$18,935	Ray USD	HVAC	012	\$4,837	\$4,837
Mohave Valley ESD	HVAC	031	\$12,749	\$12,749	Ray USD	Roofing	013	\$53,700	\$7,650
Mohave Valley ESD	HVAC	032	\$3,800	\$3,800	Red Mesa USD	Plumbing	003	\$6,723	\$6,723
Mohawk Valley ESD	Plumbing	006	\$129,438	\$124,401	Red Mesa USD	Plumbing	004	\$1,367	\$1,367

FY 2017 BUILDING RENEWAL GRANT FUND (CONTINUED)

DISTRICT	DESCRIPTION	PROJECT NUMBER	AWARD (1)	EXPENDITURES	DISTRICT	DESCRIPTION	PROJECT NUMBER	AWARD (1)	EXPENDITURES
Red Mesa USD	Plumbing	005	\$25,380	\$25,380	Seligman USD	Surfaces	004	\$283,000	\$120,217
Red Mesa USD	Plumbing	006	\$14,199	\$7,272	Seligman USD	Surfaces	005	\$89,069	\$89,069
Red Mesa USD	Plumbing	007	\$3,202	\$3,202	Show Low USD	HVAC	007	\$126,479	\$105,243
Red Rock ESD	Surfaces	001	\$119,340	\$10,287	Show Low USD	HVAC	008	\$2,593	\$2,593
Round Valley USD	Electrical	003	\$47,640	\$37,870	Show Low USD	HVAC	009	\$1,628	\$1,628
Round Valley USD	Surfaces	005	\$243,437	\$237,848	Sierra Vista USD	Surfaces	010	\$166,900	\$150,160
Round Valley USD	Special Equipment	006	\$123,233	\$123,233	Sierra Vista USD	Roofing	011	\$1,593,200	\$6,600
Round Valley USD	Special Equipment	007	\$84,573	\$84,573	Snowflake USD	Plumbing	010	\$61,183	\$56,483
Round Valley USD	HVAC	008	\$81,314	\$81,314	Solomon ESD	Surfaces	006	\$627,010	\$11,850
Round Valley USD	Surfaces	009	\$21,680	\$8,684	Solomon ESD	General Renovations	007	\$75,850	\$15,950
Round Valley USD	Surfaces	010	\$18,083	\$10,280	Somerton ESD	Surfaces	003	\$97,680	\$87,700
Saddle Mountain USD	HVAC	010	\$19,604	\$18,354	Sonoita ESD	Surfaces	002	\$28,700	\$8,189
Saddle Mountain USD	Special Systems	011	\$33,843	\$31,843	St David USD	Surfaces	008	\$36,613	\$5,047
Saddle Mountain USD	HVAC	012	\$2,934	\$2,434	St David USD	Surfaces	012	\$623,099	\$76,828
Saddle Mountain USD	HVAC	013	\$4,066	\$3,066	St David USD	Special Systems	015	\$21,875	\$2,000
Saddle Mountain USD	HVAC	014	\$12,981	\$12,981	St David USD	Surfaces	016	\$26,350	\$26,350
Saddle Mountain USD	HVAC	015	\$5,534	\$4,534	St David USD	Roofing	017	\$142,050	\$17,750
Safford USD	Roofing	002	\$1,605,100	\$1,420,642	St David USD	General Renovations	018	\$15,900	\$10,700
Safford USD	Roofing	003	\$18,425	\$3,550	St Johns USD	Roofing	001	\$696,123	\$4,545
Safford USD	HVAC	007	\$9,250	\$6,293	Sunnyside USD	Surfaces	008	\$55,800	\$55,800
Safford USD	HVAC	008	\$11,750	\$8,803	Superior USD	HVAC	010	\$19,558	\$19,558
Safford USD	HVAC	010	\$5,674	\$4,674	Superior USD	HVAC	011	\$39,267	\$39,267
Safford USD	HVAC	012	\$17,305	\$16,305	Tempe ESD	Roofing	001	\$814,654	\$814,654
Safford USD	HVAC	013	\$8,075	\$7,575	Tempe ESD	Roofing	002	\$25,195	\$11,498
Safford USD	HVAC	015	\$182,500	\$77,089	Tempe ESD	Roofing	003	\$16,071	\$8,328
Safford USD	HVAC	016	\$201,000	\$85,733	Tempe UHSD	HVAC	05	\$67,250	\$63,193
Safford USD	Roofing	017	\$494,813	\$23,085	Thatcher USD	Roofing	006	\$582,064	\$11,000
Sahuarita USD	Roofing	002	\$160,400	\$109,779	Thatcher USD	HVAC	007	\$41,760	\$27,260
San Simon USD	HVAC	003	\$41,876	\$20,537	Thatcher USD	Roofing	008	\$526,328	\$15,000
Sanders USD	Plumbing	001	\$281,671	\$113,786	Thatcher USD	Roofing	009	\$389,460	\$13,750
Santa Cruz ESD	Electrical	001	\$14,459	\$14,459	Thatcher USD	Roofing	010	\$412,718	\$13,750
Santa Cruz Valley UHSD	Roofing	006	\$13,356	\$9,856	Thatcher USD	HVAC	011	\$15,300	\$13,300
Santa Cruz Valley UHSD	Plumbing	007	\$110,011	\$6,304	Thatcher USD	Plumbing	012	\$2,165	\$1,665
Santa Cruz Valley UHSD	Roofing	008	\$18,500	\$18,000	Thatcher USD	Plumbing	013	\$1,857	\$1,357
Scottsdale USD	Surfaces	022	\$340,500	\$193,000	Thatcher USD	Plumbing	014	\$2,374	\$1,874
Scottsdale USD	Roofing	031	\$164,115	\$16,393	Tolleson ESD	Roofing	012	\$624,881	\$204,964
Scottsdale USD	HVAC	034	\$134,327	\$116,157	Tolleson ESD	Roofing	020	\$370,344	\$309,522
Scottsdale USD	HVAC	045	\$26,698	\$25,648	Tolleson UHSD	Surfaces	005	\$280,257	\$7,188
Scottsdale USD	HVAC	049	\$45,784	\$40,984	Tolleson UHSD	Roofing	008	\$488,573	\$484,813
Scottsdale USD	HVAC	051	\$1,800	\$1,800	Tolleson UHSD	HVAC	009	\$23,623	\$23,623
Scottsdale USD	Plumbing	052	\$4,074	\$4,074	Tolleson UHSD	HVAC	010	\$121,176	\$121,176
Scottsdale USD	HVAC	053	\$2,775	\$2,775	Toltec ESD	HVAC	007	\$26,100	\$24,730
Scottsdale USD	HVAC	054	\$5,247	\$5,247	Tombstone USD	HVAC	008	\$212,100	\$127,568
Scottsdale USD	HVAC	055	\$8,015	\$8,015	Tombstone USD	Plumbing	011	\$11,500	\$1,650
Scottsdale USD	HVAC	056	\$7,745	\$7,745	Tonto Basin ESD	Surfaces	007	\$19,195	\$19,195
Scottsdale USD	HVAC	057	\$30,284	\$2,400	Topock ESD	HVAC	010	\$19,995	\$19,995
Scottsdale USD	HVAC	058	\$1,931	\$1,931	Topock ESD	Surfaces	011	\$18,843	\$18,843
Scottsdale USD	HVAC	060	\$28,282	\$28,282	Tucson USD	HVAC	013	\$69,900	\$63,254
Scottsdale USD	Plumbing	061	\$2,000	\$1,648	Tucson USD	HVAC	016	\$255,000	\$199,225
Scottsdale USD	Plumbing	062	\$2,127	\$2,127	Tucson USD	Roofing	018	\$409,131	\$21,340
Scottsdale USD	Plumbing	063	\$6,577	\$6,577	Tucson USD	Special Equipment	021	\$85,200	\$57,315
Scottsdale USD	HVAC	064	\$101,503	\$7,325	Tucson USD	Roofing	023	\$1,239,082	\$20,453
Scottsdale USD	HVAC	065	\$71,721	\$7,895	Tucson USD	HVAC	024	\$46,393	\$4,500
Scottsdale USD	Plumbing	066	\$6,907	\$6,907	Tucson USD	HVAC	025	\$326,900	\$249,558
Scottsdale USD	HVAC	067	\$11,703	\$11,703	Tucson USD	Special Systems	026	\$17,745	\$16,722

FY 2017 BUILDING RENEWAL GRANT FUND (CONTINUED)

DISTRICT	DESCRIPTION	PROJECT NUMBER	AWARD (1)	EXPENDITURES
Tucson USD	HVAC	027	\$18,800	\$5,600
Tucson USD	Roofing	028	\$518,835	\$18,600
Tucson USD	HVAC	029	\$28,100	\$6,900
Tucson USD	HVAC	030	\$16,900	\$4,400
Tucson USD	HVAC	031	\$16,100	\$4,600
Tucson USD	HVAC	035	\$5,500	\$4,500
Valentine ESD	Roofing	004	\$34,400	\$34,400
Valley UHSD	Plumbing	011	\$12,662	\$12,662
Washington ESD	HVAC	002	\$119,477	\$119,477
Washington ESD	Plumbing	007	\$3,483	\$3,483
Washington ESD	Plumbing	008	\$1,358	\$1,358
Washington ESD	HVAC	009	\$827	\$827
Washington ESD	HVAC	010	\$12,535	\$12,535
Washington ESD	HVAC	011	\$12,535	\$12,535
Washington ESD	HVAC	012	\$7,811	\$7,811
Washington ESD	HVAC	013	\$9,665	\$9,665
Washington ESD	HVAC	014	\$2,078	\$2,078
Washington ESD	HVAC	015	\$2,078	\$2,078
Washington ESD	Plumbing	016	\$1,461	\$1,461
Washington ESD	HVAC	017	\$16,776	\$16,776
Washington ESD	HVAC	018	\$22,727	\$22,727
Washington ESD	Plumbing	019	\$2,335	\$2,335
Washington ESD	Plumbing	020	\$1,403	\$1,403
Washington ESD	Plumbing	021	\$3,847	\$3,847
Washington ESD	Plumbing	022	\$1,403	\$1,403
Washington ESD	Plumbing	023	\$1,453	\$1,453
Wellton ESD	HVAC	004	\$10,890	\$10,890
Wellton ESD	Plumbing	005	\$6,688	\$6,688
Whiteriver USD	Roofing	001	\$258,709	\$188,455
Wickenburg USD	Roofing	005	\$296,254	\$20,318
Yarnell ESD	Special Systems	002	\$14,211	\$14,211
Yarnell ESD	HVAC	003	\$92,350	\$6,850
Young ESD	Special Equipment	002	\$4,202	\$4,202
Yuma ESD	HVAC	032	\$20,166	\$20,166
Yuma ESD	HVAC	039	\$7,515	\$7,515
Yuma ESD	HVAC	041	\$2,428	\$2,428
Yuma ESD	HVAC	042	\$11,304	\$11,304
Yuma ESD	HVAC	046	\$2,575	\$2,575
Yuma ESD	HVAC	048	\$14,616	\$14,616
Yuma ESD	HVAC	049	\$2,584	\$2,584
Yuma ESD	HVAC	050	\$2,067	\$2,067
Yuma ESD	HVAC	051	\$5,130	\$5,130
Yuma ESD	HVAC	052	\$9,723	\$9,723
Yuma ESD	HVAC	053	\$1,838	\$1,838
Yuma ESD	HVAC	054	\$2,014	\$2,014
Yuma ESD	HVAC	055	\$2,014	\$2,014
Yuma ESD	HVAC	056	\$4,311	\$4,311
Yuma ESD	HVAC	057	\$3,310	\$3,310
Yuma ESD	HVAC	058	\$4,349	\$4,349
Yuma ESD	HVAC	059	\$2,193	\$2,193
Yuma ESD	HVAC	060	\$3,925	\$3,925
Yuma ESD	HVAC	061	\$3,151	\$3,151
Yuma ESD	HVAC	062	\$2,306	\$2,306
Yuma ESD	HVAC	063	\$3,156	\$3,156
Yuma ESD	HVAC	064	\$7,089	\$7,089
Yuma ESD	HVAC	065	\$1,992	\$1,992

DISTRICT	DESCRIPTION	PROJECT NUMBER	AWARD (1)	EXPENDITURES
Yuma ESD	HVAC	066	\$6,818	\$6,818
Yuma UHSD	Plumbing	004	\$22,710	\$15,010
Yuma UHSD	Roofing	006	\$215,264	\$211,564
Yuma UHSD	HVAC	009	\$4,856	\$4,856
Yuma UHSD	HVAC	010	\$9,523	\$9,523
Yuma UHSD	HVAC	011	\$4,034	\$4,034
Yuma UHSD	HVAC	013	\$24,342	\$24,342
Yuma UHSD	Special Systems	020	\$245	\$245

TOTAL \$64,673,089 \$26,853,268

(1) Award amount is cumulative as of August 2017; it is not exclusive to FY 2017.



Exhibit 3

FY 2017 EMERGENCY DEFICIENCIES CORRECTION FUND

DISTRICT	DESCRIPTION	PROJECT NUMBER	AWARD (1)	EXPENDITURES
Cedar USD	HVAC	001	\$69,035	\$26,788
Chinle USD	Plumbing	001	\$60,000	\$56,925
Creighton ESD	Roofing	003	\$83,785	\$76,785
St Johns USD	HVAC	002	\$45,728	\$11,100
Thatcher USD	Roofing	001	\$40,750	\$40,750
Wickenburg USD	Plumbing	002	\$377,424	\$50,311
TOTAL				\$262,659

(1) Award amount is cumulative as of August 2017; it is not exclusive to FY 2017.

Exhibit 4

FY 2017 RUBBERIZED FLOORING

DISTRICT	DESCRIPTION	PROJECT NUMBER	AWARD	EXPENDITURES
Agua Fria UHSD	Assessment	001	\$300	\$300
Alpine ESD	Assessment	001	\$300	\$300
Antelope UHSD	Assessment	001	\$300	\$300
Ash Fork USD	Assessment	001	\$300	\$300
Bouse ESD	Assessment	001	\$300	\$300
Buckeye ESD	Assessment	001	\$300	\$300
Buckeye ESD	Assessment	002	\$300	\$300
Buckeye ESD	Assessment	003	\$300	\$300
Buckeye ESD	Assessment	004	\$300	\$300
Buckeye ESD	Assessment	005	\$300	\$300
Buckeye ESD	Assessment	006	\$300	\$300
Buckeye ESD	Testing	003	\$1,366	\$1,366
Buckeye ESD	Testing	004	\$1,398	\$1,366
Buckeye ESD	Testing	006	\$1,429	\$1,366
Buckeye UHSD	Assessment	001	\$300	\$300
Buckeye UHSD	Assessment	002	\$300	\$300
Bullhead City ESD	Assessment	001	\$300	\$300
Flowing Wells USD	Assessment	001	\$300	\$300
Flowing Wells USD	Assessment	002	\$300	\$300
Fredonia-Moccasin USD	Assessment	001	\$300	\$300
Fredonia-Moccasin USD	Assessment	002	\$300	\$300
Fredonia-Moccasin USD	Assessment	003	\$300	\$300
Fredonia-Moccasin USD	Testing	001	\$4,144	\$4,144
Fredonia-Moccasin USD	Testing	002	\$4,425	\$3,919
Fredonia-Moccasin USD	Testing	003	\$4,200	\$4,200
Gilbert USD	Assessment	001	\$300	\$300
Gilbert USD	Assessment	002	\$300	\$300
Gilbert USD	Assessment	003	\$300	\$300
Gilbert USD	Assessment	004	\$300	\$300
Gilbert USD	Assessment	005	\$300	\$300
Gilbert USD	Assessment	006	\$300	\$300
Gilbert USD	Assessment	007	\$300	\$300
Gilbert USD	Assessment	008	\$300	\$300
Gilbert USD	Assessment	009	\$300	\$300
Gilbert USD	Assessment	010	\$300	\$300
Gilbert USD	Assessment	011	\$300	\$300
Gilbert USD	Assessment	012	\$300	\$300
Gilbert USD	Assessment	013	\$300	\$300
Heber-Overgaard USD	Assessment	001	\$300	\$300
Heber-Overgaard USD	Assessment	002	\$300	\$300
Heber-Overgaard USD	Testing	002	\$2,174	\$2,174
Higley USD	Assessment	001	\$300	\$300
Joseph City USD	Testing	001	\$2,474	\$2,281
Littleton ESD	Assessment	001	\$300	\$300
Littleton ESD	Assessment	002	\$300	\$300
Littleton ESD	Testing	001	\$1,366	\$1,366
Marana USD	Assessment	001	\$300	\$300
Maricopa Co. Regional District	Assessment	001	\$300	\$300
Mayer USD	Assessment	001	\$300	\$300
Morenci USD	Assessment	001	\$300	\$300
Payson USD	Testing	002	\$1,811	\$495

FY 2017 RUBBERIZED FLOORING (CONTINUED)

DISTRICT	DESCRIPTION	PROJECT NUMBER	AWARD	EXPENDITURES
Phoenix ESD	Testing	002	\$1,335	\$300
Phoenix UHSD	Testing	001	\$1,335	\$600
Phoenix UHSD	Testing	002	\$1,335	\$1,335
Red Mesa USD	Assessment	001	\$300	\$300
Red Mesa USD	Assessment	002	\$300	\$300
Riverside ESD	Testing	001	\$1,366	\$1,366
Riverside ESD	Testing	002	\$1,366	\$1,366
Round Valley USD	Assessment	001	\$300	\$300
Round Valley USD	Testing	001	\$2,979	\$2,979
Sacaton ESD	Assessment	001	\$300	\$300
Sacaton ESD	Assessment	002	\$300	\$300
Sacaton ESD	Assessment	003	\$300	\$300
Sacaton ESD	Assessment	004	\$300	\$300
Sanders USD	Assessment	001	\$300	\$300
Santa Cruz ESD	Assessment	001	\$300	\$300
Sedona-Oak Creek Joint USD	Assessment	001	\$300	\$300
Sedona-Oak Creek Joint USD	Assessment	002	\$300	\$300
Show Low USD	Assessment	001	\$300	\$300
Snowflake USD	Testing	003	\$6,258	\$3,831
Sunnyside USD	Assessment	001	\$300	\$300
Sunnyside USD	Assessment	002	\$300	\$300
Sunnyside USD	Assessment	003	\$300	\$300
Sunnyside USD	Assessment	004	\$300	\$300
Sunnyside USD	Assessment	005	\$300	\$300
Tanque Verde USD	Assessment	001	\$300	\$300
Tanque Verde USD	Assessment	002	\$300	\$300
Tanque Verde USD	Assessment	003	\$300	\$300
Tonto Basin ESD	Assessment	001	\$300	\$300
Union ESD	Testing	001	\$1,366	\$1,066
Union ESD	Testing	002	\$1,366	\$1,066
Window Rock USD	Assessment	001	\$300	\$300
Window Rock USD	Assessment	002	\$300	\$300
Winslow USD	Assessment	001	\$300	\$300
Winslow USD	Assessment	002	\$300	\$300

Total Project Expenditures	\$56,381
-----------------------------------	-----------------

Other Expenditures:	
Vendor Expenditures	\$317,984
E-Procurement Charge	\$100
Total Other Expenditures	\$318,084

Total Fund Expenditures	\$374,465
--------------------------------	------------------

(1) Award amount is cumulative as of August 2017; it is not exclusive to FY 2017.



State of Arizona School Facilities Board
1700 W. Washington Street, Suite 104 | Phoenix, AZ 85007
602-542-6501 | 602-542-6529 fax